

Program & Registration Information

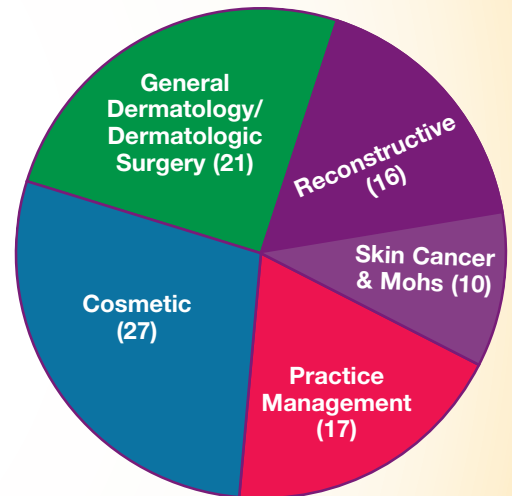


Big Ideas in the Big Easy!

The premier educational experience for dermatologists committed to excellence in cosmetic, Mohs, reconstructive and general dermatologic surgery procedures

- More value – new pricing structure alleviates extra fees
- Expanded faculty from top institutions and practice settings
- New sessions and advanced-level topic coverage
- Robust practice management track educates the entire office team – developed with ADAM
- Fun, innovative sessions including Iron Surgeon, Family Feud, Shark Tank and the MOCarena
- Expanded pre-conference program covering anatomy and three focused hands-on workshops
- Unopposed time to interact with over 120 exhibitors
- Many networking events foster camaraderie


Create YOUR Meeting –
Complete programming in each area of dermatologic surgery



AS | DS
American Society for
Dermatologic Surgery



Register today at www.asds.net/annualmeeting or call 847-956-0900.

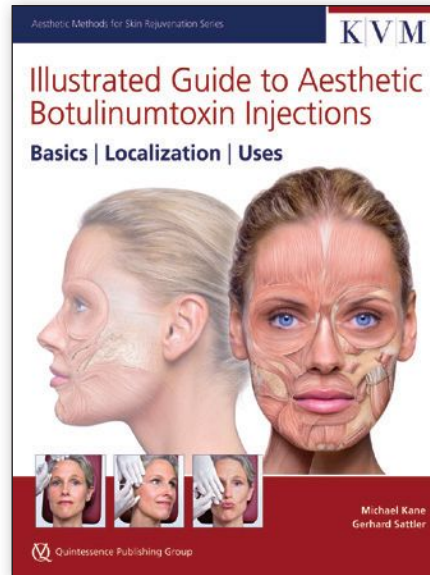


Gerhard Sattler | Uliana Gout

Illustrated Guide to Injectable Fillers

Presents step-by-step instructions for the successful application of injectable hyaluronic acid fillers in dermal esthetics, including state-of-the-art treatment protocols to rejuvenate the midface, periorbital region, nasolabial folds, lips, marionette lines, forehead, and chin.

192 pp; 375 illus; ©2015;
ISBN 978-1-85097-251-6 (D2516); **US \$195**

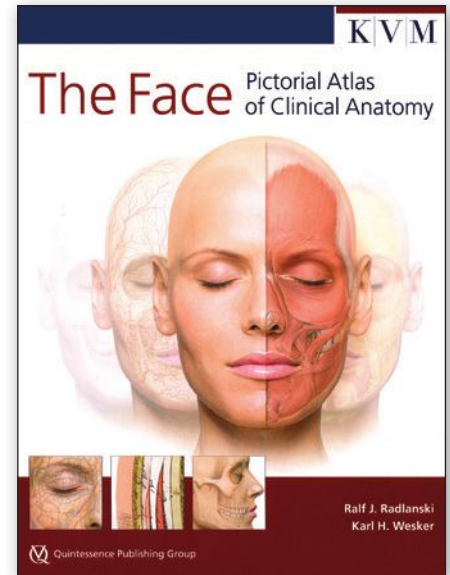


Michael Kane | Gerhard Sattler

Illustrated Guide to Aesthetic Botulinumtoxin Injections

Guides readers in administering botulinum toxin A injections in the face, including treatment of the forehead, glabella, brow, lower eyelid, bunny lines, marionette lines, nasolabial folds, cheeks, gummy smile, upper and lower lip, chin, neckline, and décolletage.

170 pp; 260 illus; ©2014;
ISBN 978-1-85097-250-1 (D2501); **US \$195**

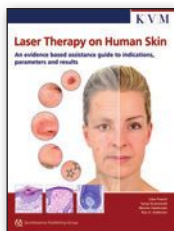


Ralf J. Radlanski | Karl H. Wesker

The Face: Pictorial Atlas of Clinical Anatomy

Features anatomical images of hyper 3D clarity and arresting beauty. Significant landmarks, anatomical details, and clinically relevant groupings of nerves and blood vessels are the primary focus of each image series to preserve clinical relevance.


366 pp; 406 illus; ©2012;
ISBN 978-1-85097-270-9 (D2709); **US \$178**



Uwe Paasch |
Sonja Grunewald |
Merete Haedersdal |
Rox A. Anderson

Laser Therapy on Human Skin

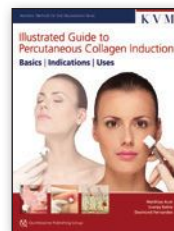
550 pp; 500 illus; ©2016;
ISBN 978-1-85097-287-7
(D2877); **US \$195**



Mark G. Rubin |
Nanna Y. Schürer |
Luitgard G. Wiest |
Uliana Gout

Illustrated Guide to Chemical Peels


204 pp; 306 illus; ©2014;
ISBN 978-1-85097-252-5
(D2525); **US \$195**



Matthias Aust |
Svenja Bahte |
Desmond Fernandes

Illustrated Guide to Percutaneous Collagen Induction

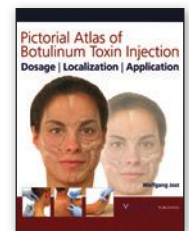
224 pp; 434 illus; ©2014;
ISBN 978-1-85097-253-2
(D2532); **US \$178**



Britta Knoll

Illustrated Atlas of Esthetic Mesotherapy

138 pp; 215 illus; ©2012;
ISBN 978-1-85097-232-7
(D2327); **US \$178**



Wolfgang Jost

Pictorial Atlas of Botulinum Toxin Injection

294 pp; 556 illus; ©2012;
ISBN 978-1-85097-220-4
(D2204); **US \$198**

Mardi Gras Masquerade



Join your colleagues
for an evening of

Mardi Gras Magic

at the 11th Annual ASDS Gala

Saturday, Nov. 12, 2016

7 – 11 p.m.

*The evening will start with a private,
up-close-and-personal tour
of the world-famous
Blaine Kern's Mardi Gras World,
followed by an elegant dinner and dancing
with one of the liveliest bands around!*

The Gala celebration honors advances in dermatologic surgery through the years – those who made them possible and the vast possibilities that lie ahead.

Proceeds benefit the Dermatology Advancement Fund.

\$145 per person

Reserve your tickets now on the advance registration form,
at asds.net/annualmeeting or call 847-956-0900.

Transportation will be provided.

AS | DS
American Society for
Dermatologic Surgery

Matching Funds Sponsor:

THE ALLERGAN FOUNDATION

“Laissez les bon temps rouler!”



Thank You!

ASDS gratefully acknowledges the following companies for their gracious support of ASDS Annual Meeting programs and events.



AMERICAN SOCIETY FOR DERMATOLOGIC SURGERY (ASDS)

2016-2017 ASDS OFFICERS AND BOARD OF DIRECTORS

OFFICERS

President
Naomi Lawrence, MD
President-Elect
Thomas E. Rohrer, MD
Vice President
Lisa M. Donofrio, MD
Secretary
Murad Alam, MD
Treasurer
Mathew M. Avram, MD, JD
Immediate Past President
George J. Hruza, MD, MBA
Historian / Parliamentarian
Alastair Carruthers, FRCPC

BOARD OF DIRECTORS

Diane S. Berson, MD
Jeremy S. Bordeaux, MD, MPH
Ashish C. Bhatia, MD
Terrence A. Cronin, MD
Hayes B. Gladstone, MD
Leonard H. Goldberg, MD, JD
Derek H. Jones, MD
Kavita Mariwalla, MD
Adam M. Rotunda, MD
William P. Coleman III, MD, *Ex-officio*
Melanie Clark, MD, *Resident Representative*
Brian Raphael, MD, *Resident Representative*
Katherine J. Duerdoth, CAE, *Executive Director*

ANNUAL MEETING WORK GROUP

Ellen S. Marmur, MD, Chair
S. Brian Jiang, MD, Co-Chair
Ramona Behshad, MD
Ashish C. Bhatia, MD
David G. Brodland, MD
Kyle Coleman, MD
M. Laurin Council, MD
Rebecca Fitzgerald, MD
Whitney W. Hovenic, MD, MPH
Shannon Humphrey, MD, FRCPC
Melanie Palm, MD, MBA
Maral K. Skelsey, MD
Nowell J. Solish, MD
Andrea Willey, MD
Naomi Lawrence, MD, *Ex-officio*

ASDS/ASDSA STAFF

Tara Azzano, *Director of Development and Industry Relations*
William Brady, MBA, CPA, *Director of Finance*
Dana Brown, *Trade Show and Ad Sales Specialist*
Katherine J. Duerdoth, CAE, *Executive Director*
Kristin Hellquist, MS, CAE, *Director of Advocacy and Practice Affairs*
Hana Herron, *Education Programs Manager*
Steven Hlavik, *Member Services and Governance Assistant*
Judi Hutts, *Administrative Assistant*

Jake Johnson, *Advocacy and Practice Affairs Manager*
Debra Kennedy, CAE, *Associate Executive Director*
Jolene Kremer, *Director of PR, Communications and Marketing*
Merrille Martinez, *Staff Accountant*
Alethea McQuitter, *Database Administrator*
Lisa Mikita, CMP, CAE, *Meeting Planner*
Emily Ninnemann, *Advocacy and Practice Affairs Specialist*
Jeannette Panzke, *Accounting Assistant and Registrar*

Helen Prostko, *Development and Industry Relations Specialist*
Kim Santaniello, *Director of Education and Meetings*
Cindy Sommerfeld, *Marketing Manager*
Michelle Taylor, *Education Manager*
Chris Walker, *Communications Manager*
Tamika Walton, *Executive Assistant*
Janine Wisniewski, *Meetings and Education Program Assistant*

© 2016 American Society for Dermatologic Surgery

No part of this publication may be reproduced without the prior written permission of ASDS.

Photos courtesy of the Hyatt Regency New Orleans and the New Orleans Convention and Visitors Bureau.

American Society for Dermatologic Surgery

5550 Meadowbrook Drive, Suite 120
Rolling Meadows, IL 60008

Phone: 847-956-0900 • Fax: 847-956-0999
Website: asds.net



Join us in New Orleans

The definition of *unique* is “being the only, one of its kind and unlike anything else.” Synonyms include *different*, *uncommon* and *unexampled*. This is an appropriate word for New Orleans – the host destination for the 2016 ASDS Annual Meeting – often referred to as the most unique city in the United States. From its blend of cross-cultural heritage to its renowned cuisine to its social atmosphere highlighted by parades and festivals, New Orleans is an experience unto itself.

It is fitting then – under the leadership of Co-chairs Ellen Marmur, MD, S. Brian Jiang, MD, and many Work Group members – that a program is waiting for you that mirrors the same characteristics of our membership.

In The Big Easy, the birthplace of jazz, who better to kick off our meeting than Ben Jaffe, the Creative Director of Preservation Hall? He will utilize story, verse and tuba to provide thought-provoking insight into one of the world’s most interesting cities in his keynote “Yes We Can: Half a Century of Music, Community and Social Justice.” As always, creative presentations and new topics will be front-and-center. Our innovative learning formats include Family Feud, Iron Surgeon, Shark Tank and Bedside Patient Demonstrations. Exciting new content will focus on instant facelifting, the latest injectables, what is on the horizon for body contouring, non-traditional suturing methods, the latest uses for platelet-rich plasma and new photodynamic regimens.

As the French, Spanish and Creole people intermingled to create the diversity of New Orleans, ASDS is offering a diverse blend of cosmetic, reconstructive, oncologic/Mohs and practice management presentations to create an unparalleled educational program. The 2016 sessions maintain a leading edge in cosmetic topics, with increased content covering Mohs Micrographic Surgery, other skin cancer treatments and reconstruction topics such as clinical pathologic correlation in skin cancer treatments, interpolation flaps, new technologies for managing skin cancer, bleeding, wound healing, bilobed flaps, a literature review on skin cancer management, and skin cancer coding and billing. ASDS continues to foster a spirit of blending and unity with a new practice management track in partnership with the Association of Dermatology Administrators and Managers (ADAM) and other collaborative program features.

The Exhibit Hall will feature more than 120 companies offering the latest information on new products, devices and services to help dermatologic surgeons deliver the best care to patients. Work Group members are creatively working to bring the flavor of New Orleans to the trade show floor, including an array of tastes, sounds and sights of the city to beguile you. Stroll the aisles of the hall as you would the French Quarter, looking for just the right product or partnership.

The myriad social and networking events offered will mimic the revelry of Mardi Gras parade crowds. From the Welcome Reception to the Networking Reception and Silent Auction to the Gala Dinner and Dance, you will enjoy local music, cuisine and comradery – and come away with new friends and new memories.

New Orleans has always been a hub of innovation. Our host town is considered the home of the first movie theater, opera and even the first officially licensed pharmacist. Our Society’s entrepreneurial members also are pioneers. We’ve innovated numerous techniques and uphold a reputation as premier in-office surgeons for minimally invasive cosmetic and both cancer and reconstruction treatments. New Orleans has been challenged with storms and rebuilding, and weathered both with perseverance and optimism. ASDS is challenged with scope of practice, regulatory and other issues, and our varied membership maintains a positive, can-do attitude. ASDS continues to expand and intermingle our membership and expertise to showcase our strengths, our diversity and who we are as practitioners.

I invite you to join us for the 2016 ASDS Annual Meeting – the epitome of all that is unique and truly *sui generis*.

Naomi Lawrence, MD
ASDS/ASDSA President

WHERE TO FIND:

Program-at-a-Glance	4-6
General Information/CME Mission Statement	8-10
Special Lectures	18
Pre-Conference Sessions (Wednesday)	19-20
Scientific Sessions (Thursday – Sunday)	21-35
Exhibits	36-40
Social and Networking Events	41
Hotel and Travel Information	42
Registration Information/Form	44-47

PROGRAM-AT-A-GLANCE • 2016 ASDS ANNUAL MEETING • NEW ORLEANS

Register today! Check asds.net/annualmeeting for updates.

WEDNESDAY, NOV. 9		Cosmetic Dermatologic Surgery	General Dermatology and General Dermatologic Surgery	Reconstructive Dermatologic Surgery	Skin Cancer, Mohs Micrographic Surgery	Practice Management / Regulatory	Networking, Social, Other
8 – 9:30 a.m.	REGISTRATION OPEN				 <p>2016 ASDS Annual Meeting New Orleans November 10-13</p> <p>Register today for your first choice of sessions. For the latest updates, check asds.net/annualmeeting.</p>		
9:30 a.m. – Noon			PRE-CONFERENCE: Primer on Anatomy for Injectables, Tumor Excision / Wound Repair and Veins (16PCANA)				
Noon – 1 p.m.							
1 – 5 p.m.		HANDS-ON WORKSHOP: Sclerotherapy and Vein Techniques (16PCWS-V)		HANDS-ON WORKSHOP: Tumor Excision / Wound Repair (16PCWS-T)			
5 – 6 p.m.							
6 – 9 p.m.			PRE-CONFERENCE: ASDS Unplugged - Straight Talk about Devices and More (16PC)				
		HANDS-ON WORKSHOP: Injectable Techniques (16PCWS-F)				Journal Article Reviewers Workshop (3 – 4:30 p.m.)	
THURSDAY, NOV. 10		Cosmetic Dermatologic Surgery	General Dermatology and General Dermatologic Surgery	Reconstructive Dermatologic Surgery	Skin Cancer, Mohs Micrographic Surgery	Practice Management / Regulatory & ADAM Track	Networking, Social, Other
6:30 a.m.	REGISTRATION OPEN						
7:15 – 8:30 a.m.		GENERAL SESSION: Leading-edge Lasers and Energy-based Technologies (16EBS)	MORNING MASTERS: Simple Surgical Revisions (AB107)	MORNING MASTERS: Advanced Nail Surgery Videos (AB101)	MORNING MASTERS: Clinical Pathologic Correlation of Skin Cancer Treatment (AB104)	MORNING MASTERS: Does Size Matter? Small vs. Mega Group Practices (AB105)	Resident and Young Dermatologic Surgeon Hospitality Suite
		MORNING MASTERS: The Art of the Cosmetic Consult in Every Type of Practice (AB103)		MORNING MASTERS: Techniques for Flap Success (AB102)	MORNING MASTERS: Non-melanoma Tumor Board: Aggressive and Metastatic Skin Cancers (AB108)		
		MORNING MASTERS: Minimizing Cosmetic Complications – Injectables (AB106)					
8:30 a.m.		Transition Break					
8:45 – 9:15 a.m.		OPENING SESSION (OP100) President's Welcome • Program Chair Remarks • Future Leaders Network Presentations					
9:15 – 10 a.m.		OPENING KEYNOTE LECTURE (KY100) Ben Jaffe ...Yes We Can: Half a Century of Music, Community and Social Justice					
10 – 11:15 a.m.		Dermatologic Surgery Family Feud: North vs. South					
11:15 a.m.		Transition Break					
11:30 a.m. – 1:30 p.m.		Networking Lunch in Exhibit Hall Residents Luncheon (11:45 a.m. – 1:15 p.m.)					
1:30 – 2:45 p.m.		GENERAL SESSION: Neck Obsession: Comprehensive Neck Rejuvenation (CS113)	GENERAL SESSION: Acne Scarring: Managing Patient Expectations and Achieving Optimal Outcomes (GD117)	TARGETED TALK: Better Than Pearls: Reconstructive Diamonds (MC122)	TARGETED TALK: Practical New Technologies for Managing Skin Cancer (MC121)	GENERAL SESSION: Creating a Sophisticated Dermatology Office (PM115)	
	TARGETED TALK: Cosmetic Mega-combinations by the Masters (MC123)	HANDS-ON MINI-WORKSHOP: Advanced Suturing Techniques (16WS150)			TARGETED TALK: Optimizing Your EMR (MC124)		
	PATIENT DEMONSTRATION: Advanced Sclerotherapy and Vein Techniques (16PD140)						
2:45 – 3:45 p.m.	Networking Beverage Break in Exhibit Hall						
3:45 – 5:15 p.m.	GENERAL SESSION: Tenth Annual Iron Surgeon Competition (GD130)						
5:15 p.m.	Transition Break						
5:30 – 7 p.m.	Welcome Reception in Exhibit Hall						
7 – 9 p.m.	Industry-Organized Hot Topic Sessions						

PROGRAM-AT-A-GLANCE • 2016 ASDS ANNUAL MEETING • NEW ORLEANS

Register today! Check asds.net/annualmeeting for updates.

FRIDAY, NOV. 11	Cosmetic Dermatologic Surgery	General Dermatology and General Dermatologic Surgery	Reconstructive Dermatologic Surgery	Skin Cancer, Mohs Micrographic Surgery	Practice Management / Regulatory & ADAM Track	Networking, Social, Other
6:30 a.m.						
7:15 – 8:30 a.m.	GENERAL SESSION: The Cutting Edge in Cosmetic Dermatology: Fundamentals (16BC) MORNING MASTERS: About Face: Advanced Shaping with Videos (AB202)	MORNING MASTERS: Making Surgical Complications Less Complicated (AB201)	MORNING MASTERS: Master Reconstruction of the Nose and Lip (AB203) MORNING MASTERS: Tips and Tricks to Stop the Bleeding (AB204)	SHARED INTEREST GROUP: Skin Cancer Treatments / Mohs Micrographic Surgery (SIG201)	MORNING MASTERS: Human Resource Management for the Successful Dermatology Practice (AB205) SHARED INTEREST GROUP: Becoming an Effective Advocate (SIG 202)	Resident and Young Dermatologic Surgeon Hospitality Suite
8:30 – 8:45 a.m.	Transition Break					
8:45 – 10 a.m.	MEMBER BUSINESS MEETING BREAKFAST (ASDS/ASDSA members only) (NEW – replaces the Annual Business Meeting Luncheon)				TARGETED TALK: Patient Hospitality: Make Your Patients Feel at Home and Keep Them Coming Back (MC209)	
10 – 10:45 a.m.	Networking Beverage Break in Exhibit Hall					
10:45 – 11:30 a.m.	LEADERSHIP IN INNOVATIONS LECTURE (KY200)				TARGETED TALK: Opening Your Virtual Doors: Optimizing Your Digital Media Footprint (MC213)	
11:30 a.m. – 1:30 p.m.	Networking Lunch in Exhibit Hall					
11:30 a.m. – 1:15 p.m.						Surgical Directors Forum
1:30 – 2:45 p.m.	TARGETED TALK: Hardcore Liposuction (MC225)	RESEARCH LUNCHEON SESSION AND CUTTING EDGE RESEARCH ABSTRACTS: Who are the Experts? A Critical Analysis of the Scientific Literature (16RSCHL) GENERAL SESSION: Current Controversies in Dermatologic Surgery (CS221) TARGETED TALK: BYOP: Bring Your Own Pearls (MC229)	TARGETED TALK: How I Do It: Second Intention Wound Healing Tips (MC226)	GENERAL SESSION: A Typical Day in the Life of a Mohs Surgeon (RX223)	GENERAL SESSION: Practice Management Hot Topic Roundtable Discussions (16PMRT)	SHARED INTEREST GROUP: (SIG 203)
3 – 4 p.m.	Networking Beverage Break in Exhibit Hall - Patient Photo Best Practices (Exhibit Hall) (EBH204)					
4 – 5:15 p.m.	GENERAL SESSION: Tighten-it-Up: Advanced Comparison of Devices to Lift and Tighten (CS241) TARGETED TALK: Comprehensive Hair Restoration (MC245) GENERAL SESSION: Patient Demonstrations: Advanced Filler and Neuromodulator Techniques (PD240)	TARGETED TALK: Scar Wars (MC248)	TARGETED TALK: Advanced Closures in Daily Practice (MC246)	TARGETED TALK: Management of Melanoma and Pigmented Lesions (MC249)	GENERAL SESSION: Successful Practice Management: Pearls from the Masters (PM243) TARGETED TALK: Horror Stories (MC247)	SHARED INTEREST GROUP: (SIG 204)
5:15 p.m.	Transition Break					
5:30 – 7 p.m.	Networking Reception and Silent Auction in Exhibit Hall					
7:15 – 8:15 p.m.	Residents Networking Reception (16RD)					

REGISTRATION OPEN
EXHIBITS OPEN

Program-at-a-Glance: New design makes it easier than ever to plan ASDS Annual Meeting experience

Beginning in 2016, the ASDS Annual Meeting Program-at-a-Glance is offering color-coded content tracks so registrants can plan a customized meeting that best fits their educational goals.

Organized by time slots and content tracks, programming is divided into the following topics:

- Cosmetic
- General Dermatology/Dermatologic Surgery
- Reconstructive Dermatologic Surgery
- Skin Cancer Treatments/Mohs Micrographic Surgery
- Practice Management/Regulatory
- Networking/Social/Other

This new design is a result of member feedback given in 2015 during a comprehensive assessment of the ASDS Annual Meeting. In that deep-dive survey, members asked for a greater content balance and a renewed depth of content in all areas. The new design visually demonstrates that sessions and programming are meeting those goals.

PROGRAM-AT-A-GLANCE • 2016 ASDS ANNUAL MEETING • NEW ORLEANS

Register today! Check asds.net/annualmeeting for updates.

SATURDAY, NOV. 12	Cosmetic Dermatologic Surgery	General Dermatology and General Dermatologic Surgery	Reconstructive Dermatologic Surgery	Skin Cancer, Mohs Micrographic Surgery	Practice Management / Regulatory & ADAM Track	Networking, Social, Other
6:30 a.m.						
7:15 – 8:30 a.m.	MORNING MASTERS: Core Curriculum: Neuromodulators (AB302) MORNING MASTERS: Menaissance: Unique Aspects of Treatment of the Male (AB305)	GENERAL SESSION: The MOCarena: Fun with Self-assessment (GD310) MORNING MASTERS: Managing Ethnic Skin, Melasma and Dyschromia (AB304)	MORNING MASTERS: Back to the Bilobed (AB303) GENERAL SESSION: Oral Abstract Presentations (OA306)	MORNING MASTERS: Literature Review of Management of Skin Cancers (AB301)	ADVOCACY EVENT: The Changing Landscape of Physician Payments	Resident and Young Dermatologic Surgeon Hospitality Suite SHARED INTEREST GROUP: (SIG301)
8:30 – 8:45 a.m.	Transition Break					
8:45 – 9:30 a.m.	ANNUAL LAWRENCE M. FIELD, MD HONORARY LECTURE – Dermatologic Surgery in Pigmented Skin: Challenges Faced and Lessons Learned (KY300)					Women's Dermatologic Society Breakfast
9:30 – 10:15 a.m.	Networking Break in Exhibit Hall					
10:20 – 11:25 a.m.	GENERAL SESSION: Complete Facial Rejuvenation (CS313) TARGETED TALK: Core Curriculum: Peels (MC323)	GENERAL SESSION: Shades of Gray: Know Your Hard-core Clinically Relevant Anatomy (GD315)	TARGETED TALK: How to get the Best out of Your Interpolation Flaps (MC322) TARGETED TALK: Reconstruction and Anticoagulants (MC324) TARGETED TALK: Reconstruction of the Eyes, Nose and Ears (MC325)	TARGETED TALK: Case-based Coding and Billing for Skin Cancer (MC321)	GENERAL SESSION: The Business of Skin Care (PM317)	SHARED INTEREST GROUP: (SIG 302)
11:30 a.m. – 1:30 p.m.	Networking Lunch in Exhibit Hall					
12:30 – 1:30 p.m.	Golden Scalpel Knowledge Bowl Booth # 353					
1:30 – 1:45 p.m.	Transition Break					
1:45 – 3:15 p.m.	GENERAL SESSION: Comprehensive Non-invasive Body Contouring (CS330) TARGETED TALK: Natural-looking Results (MC335) GENERAL SESSION: Oral Abstract Presentations (OA308)	GENERAL SESSION: Shark Tank: Entrepreneurs Among Us - Take a Risk or Get out of the Water! (GD332) TARGETED TALK: Core Curriculum: Lasers (MC338)	TARGETED TALK: The V to Y Flap (MC337)	TARGETED TALK: High-risk Skin Cancer: Multi-disciplinary Management (MC336)	GENERAL SESSION: Mini-MBA: Successful Practice Management and Marketing (PM334)	
3:15 – 3:30 p.m.	Transition Break					
3:30 – 5 p.m.	GENERAL SESSION: Breaking Bad: True Confessions of Managing Cosmetic Complications (CS341) TARGETED TALK: Blepharoplasty and Browlifts for the Dermatologic Surgeon (MC345) HANDS-ON MINI-WORKSHOP: Soft-tissue Filler and Neuromodulator Techniques (16WS350) GENERAL SESSION: Cosmetic Challenges: What's My Treatment (GD342)	TARGETED TALK: The ITMP: International Dermatologic Surgery Scientific Contributions (MC347) GENERAL SESSION: Innovative Studies and Case Reports (OA309)	GENERAL SESSION: Reconstructive Conundrums Masters Panel (RX344)		TARGETED TALK: PR, Media and Reputation Management (MC346)	
5:15 – 6:15 p.m.	SkinPAC Reception (invitation only)					
7 – 11 p.m.	Eleventh Annual Gala Reception and Dinner (16GALA - Advance registration and fee required)					
SUNDAY, NOV. 13	Cosmetic Dermatologic Surgery	General Dermatology and General Dermatologic Surgery	Reconstructive Dermatologic Surgery	Skin Cancer, Mohs Micrographic Surgery	Practice Management / Regulatory & ADAM Track	Networking, Social, Other
7:30 – 8 a.m.						
8 – 8:30 a.m.						
8:30 – 9 a.m.	GENERAL SESSION: Cosmetic Tweets (CS401)	GENERAL SESSION: Stellar Anatomy Videos (GD403)	HANDS-ON WORKSHOP: Tumor Excision and Wound Repair (16WS410)			HANDS-ON WORKSHOP: Advanced Cardiac Life Support Renewal Course (16WS402)
9 – 9:30 a.m.						
9:30 – 11 a.m.	FRONT-ROW SEAT: Interactive Injectable Demonstrations with the Masters (PD400)			GENERAL SESSION / DEMONSTRATIONS: Dermatopathology Diagnostics (RX409)	GENERAL SESSION / DEMONSTRATIONS: Dermatologic Surgery Film School: Getting the Most from your iPhone (PM405)	
11:00 a.m.						
11:30 a.m.	2016 ASDS Annual Meeting Adjourns — See you in Chicago, October 5-8, 2017!					

REGISTRATION OPEN EXHIBITS OPEN

PRE-CONFERENCE LEARNING

WEDNESDAY, NOV. 9

Pre-conference Co-directors:
Patrick K. Lee, MD; Ian A. Maher, MD



Make the most of your time at the ASDS Annual Meeting by arriving early to master a specific topic and learn from experts. Take a deep-dive into a specialty area to enhance your knowledge, sharpen your skills and develop the expertise to optimize patient outcomes.

Arrive early to attend special Wednesday sessions!

In the morning, set your foundation...

9:30 a.m. – Noon; \$65
Pre-conference Co-directors:
Patrick K. Lee, MD;
Ian A. Maher, MD

Primer on Anatomy for Injectables, Tumor Excision / Wound Repair and Veins


This in-depth review of anatomy critical to dermatologic surgery provides the foundation for improving techniques and optimizing patient outcomes. Examine the role anatomy plays in instrument choice and executing and finessing techniques for tumor excision, flaps, repairs, closures and injection procedures.

In the afternoon, improve your technique...

1 – 5 p.m.; \$75
Workshop Co-directors:
Todd V. Cartee, MD;
Margaret W. Mann, MD;
Vineet Mishra, MD

Hands-on Workshop: Sclerotherapy and Vein Techniques


Improve your vein treatment techniques including patient assessment; choosing appropriate treatments, approaches and techniques; then practice skills with expert instruction.

Supported by Ethicon  Shaping the future of surgery

1 – 5 p.m.; \$75
Workshop Co-directors:
Patrick K. Lee, MD;
Ian A. Maher, MD

Hands-on Workshop: Tumor Excision / Wound Repair

Master standard and Mohs techniques, complex linear closures, Z-plasty repairs, rotation and advancement flaps.

Supported by Ethicon  Shaping the future of surgery

1 – 5 p.m.; \$75
Workshop Co-directors:
Dee Anna Glaser, MD;
Melanie Palm, MD, MBA

Hands-on Workshop: Injectable Techniques

Practice basic and complex techniques to optimize outcomes with soft-tissue fillers and neuromodulators including learning anatomical considerations and accuracy to optimize predictability, safety and efficiency.

In the evening, get the lowdown...

6 – 9 p.m.; \$59
Moderator: Vic A. Narurkar, MD
Co-Moderator(s):
Tina S. Alster, MD;
Chytra V. Anand, MD;
Diane S. Berson, MD;
Kathleen M. Welsh, MD

ASDS Unplugged – Straight Talk about Devices and More

Enjoy a light dinner, networking and "Straight Talk" from ASDS experts as they share tips and insights on: optimizing cosmeceuticals and topical agents, a comprehensive approach to body contouring, leading-edge approaches to energy-based devices and international perspective on injectables and threads. This is a no-holds barred session – bring your provocative questions!

Advance registration is required. See registration form "Pre-conference, Hands-on Workshops" section.

2016 ASDS ANNUAL MEETING TARGET AUDIENCE

The primary target audience for the ASDS Annual Meeting is its members: board-certified dermatologists practicing dermatologic surgery. Secondary audiences for the ASDS Annual Meeting include dermatologists who have an interest in dermatologic surgery and allied health personnel who are employed by a dermatologic surgeon.

2016 ASDS ANNUAL MEETING MISSION AND LEARNING OBJECTIVES

The ASDS Annual Meeting's mission is to provide dermatologic surgeons with an educational forum that fosters increased competence to perform current medical procedures and techniques, expand the ability to apply today's issues to practice management, and enhance physicians' interpersonal and communication skills for the betterment of surgical and cosmetic outcomes and patient care. All faculty members are asked to incorporate the ASDS Annual Meeting objectives within their content development process.

Upon completion of the ASDS Annual Meeting, participants should be able to:

- Recite new techniques and advances in general, cosmetic, Mohs and reconstructive dermatologic surgery.
- Identify areas of improvement in clinical practice resulting in improved patient care and health outcomes.
- Relate the results of current and evolving research and their applicability to patient care.
- Identify areas of improvement in practice management that can be immediately applied.

HIGHLIGHTS OF THE ASDS ANNUAL MEETING

- Hands-on workshops covering tumor excision, flaps, suturing and injectable techniques.
- Sessions on:
 - ◆ Mohs Micrographic Surgery, skin cancer treatment, dermatopathology, tumor oncology and research.
 - ◆ Reconstructive dermatologic surgery including flaps, scar and vein treatments.
 - ◆ Patient demonstrations in fillers/injectables and vein treatments.
 - ◆ Lasers and energy-based technology for cosmetic and reconstructive procedures.
 - ◆ Fillers, injectables and neuromodulators; facial and body rejuvenation and sculpting; hair transplantation.
 - ◆ Coding, social networking, documentation, and other regulatory and practice management issues.
 - ◆ General dermatologic surgery.
- **More value with new pricing structure.** Our new pricing structure will allow attendees to select a number of break-out sessions without the need for additional add-on or à la carte pricing. All ticketed Targeted Talk breakouts are complimentary!
- **New collaboration.** Knowing the delivery of dermatologic surgery patient care is a true team effort, ASDS is introducing a comprehensive Annual Meeting practice management track in partnership with the Association of Dermatology Administrators and Managers (ADAM). These sessions are designed to enhance the effectiveness and efficiency of the physician-office

team as they work together to optimize the patient experience. We invite all ADAM members to attend and benefit from the robust practice management offerings.

ACCREDITATION STATEMENT AND CME CREDIT DESIGNATION

The American Society for Dermatologic Surgery is accredited by the Accreditation Council for Continuing Medical Education to provide continuing medical education for physicians.

The American Society for Dermatologic Surgery designates this live activity for a maximum of *24.5 AMA PRA Category 1 Credits™*.

Physicians should claim only the credit commensurate with the extent of their participation in the activity.

Post-graduate Credit for Other Medical Societies:

Appropriate credit for attendance should be ascertained and reported by the individual physicians to the particular state or medical society to which he or she belongs.

Verification of Attendance: Verification of attendance documents will be available at the ASDS Resource Center, Booth #343 in the Exhibit Hall. Documents will reflect the amount of credit available for the ASDS Annual Meeting; physicians are on their honor to report credit commensurate with their actual participation in sessions.

ACGME / ABMS DESIRABLE PHYSICIAN ATTRIBUTE AND COMPETENCIES

Demonstration of the ACGME / ABMS published list of core competencies is critical to a well-rounded physician. Based on Criterion #6 of the Accreditation Council for Continuing Medical Education's Provider Requirements for CME, ASDS has developed the 2016 ASDS Annual Meeting educational program to address the six core competencies as outlined below. Each session within the program addresses patient care and medical knowledge at a minimum.

Patient Care that is compassionate, appropriate and effective for the treatment of health problems and the promotion of health.

Medical Knowledge about established and evolving biomedical, clinical and cognate (e.g., epidemiological and social behavior) sciences and the application of this knowledge to patient care.

Practice-based Learning and Improvement that involves investigation and evaluation of their own patient care, appraisal and assimilation of scientific evidence, and improvement in patient care.

Interpersonal & Communication Skills that result in effective information exchange and teaming with patients, their families and other health professionals.

Professionalism as manifested through a commitment to carry out professional responsibilities, adherence to ethical principles and sensitivity to a diverse patient population.

Systems-based Practice as manifested by actions that demonstrate an awareness of and responsiveness to the larger context and system for health care and the ability to effectively call on system resources to provide care that is of optimal value.

ANNUAL MEETING SESSION RECORDINGS

All sessions (with faculty permission) at the 2016 ASDS Annual Meeting will be captured via synchronized slide and audio, including question-and-answer sessions, and made available for Internet download for a fee. Attendees will obtain the best price for over 90 hours of programming by selecting the "best-value"

option with their advance registration by Oct. 3. Please see the promotion on page 14 for more information.

REGISTRANT POLICIES AND CODE OF CONDUCT

Camera/Video Recording Policy: Use of cameras/photography, camera phones and video equipment is strictly prohibited in all educational sessions. Violations of this policy will result in immediate removal from the session and confiscation of the equipment.

Session Content and Patient Confidentiality: Patient images are an essential element of continuing medical education to demonstrate conditions, treatments and outcomes in dermatologic surgery. It is the responsibility of all presenters to obtain the necessary consent forms for use of patient or other images in their presentations at ASDS learning activities, and presenters take full responsibility for the content of their presentations. It is the responsibility of all educational session faculty AND participants to maintain a patient's right to privacy and keep confidential all discernible patient information disseminated during the meeting and in any collateral materials. Photographing, copying, downloading or any other capture or transfer of presentation images is against ASDS policy and strictly prohibited.

Cell Phone Policy: Cell phone use and/or disruption are prohibited in all of the educational sessions. Please remember to turn off your cell phone or place it on vibrate. Violations of this policy will result in immediate removal from the session.

Misuse of Name Badges: Under no circumstance is an attendee with an individual name badge permitted to give the badge to another individual who is or is not a paid attendee at the meeting. Fraudulently allowing an individual to gain access to educational sessions, social events and/or exhibits by using another's credentials is grounds for immediate removal of all parties from the meeting.

Fair and Balanced Content: All faculty members are required to complete a faculty disclosure form of their financial relationships as well as an attestation form. All faculty members are required

to disclose their relevant financial relationships both verbally and through a PowerPoint first-slide at the beginning of their presentation. **Faculty disclosures will be printed in the Final Program Book.**

Disclosure of Commercial Interest: All participants in presentations AND discussion sessions are required to disclose any commercial interests. This includes audience members who participate in question-and-answer sessions. Although members of industry are allowed to sit in on general educational sessions as silent observers, participation in question-and-answer sessions or otherwise is strictly prohibited based on ACCME guidelines for fair and balanced content.

Code of Conduct: The American Society for Dermatologic Surgery expects all Annual Meeting attendees to maintain high standards of professional conduct and uphold the policies and procedures set forth for the Annual Meeting. To the degree that attendees – individually or collectively – purposefully and fraudulently circumvent the Society's rules, regulations and ethical standards, the Society views such conduct as a serious violation that will jeopardize attendance at the meeting and could jeopardize attendance at future Society meetings.

AMERICANS WITH DISABILITIES ACT

ASDS wishes to take steps to ensure that no individual with a disability is excluded, denied services, segregated or otherwise treated differently than other individuals because of the absence of auxiliary aids and services. If you require any auxiliary aids or services identified in the Americans with Disabilities Act in order to attend any ASDS program, please contact the ASDS office prior to arrival.

CONFERENCE PHOTO/VIDEO POLICY

Registration (attendee and exhibitor) and payment for the Annual Meeting gives consent that any pictures, video or audio recording taken during the meeting and ASDS-related events can be used for meeting coverage and future ASDS promotional purposes. ASDS is able to use your likeness without remuneration.



HOT TOPIC SESSIONS

Thursday, November 10 • 7 – 9 p.m.

Titles and room locations will be listed in the Final Program available onsite.

*Everyone is welcome to attend the
Hot Topic Sessions hosted by members of Industry.*

*This is an outstanding opportunity
to learn new developments and technologies.*

*All Hot Topic sessions are independent of the 2016 ASDS Annual Meeting
with regard to topic, planning and available CME credits.*

The American Society for Dermatologic Surgery (ASDS) is an organization whose primary purpose is to promote optimal quality care for patients as well as support and develop investigative knowledge in the field of dermatologic surgery. The Society carries out this mission in order to further the interests and needs of the specialty, with the underlying purpose of contributing to the delivery of quality health care in the ambulatory setting.

Purpose

The purpose of the Society's overall CME program includes:

- To provide physicians performing dermatologic surgery with a forum for the exchange of ideas and methodologies in dermatologic surgery and related medical and basic sciences.
- To improve physicians' competence, procedural performance and/or patient outcomes in all aspects of clinical dermatologic surgery.
- To increase the body of knowledge existing in the field of dermatologic surgery.

Content Areas

The scope of the Society's educational program includes consideration of both the medical/surgical aspects of the specialty as well as basic science principles related to dermatologic surgery including, but not limited to: Mohs Micrographic Surgery, cancer treatments, dermatopathology, tumor oncology and research; lasers and energy-based technologies; fillers, injectables and neuromodulators; facial and body rejuvenation; body sculpting and hair transplantation; reconstructive surgery; flap surgery; scar and vein treatments; and general dermatologic surgery. The Society also includes selected socioeconomic, legal and ethical content within the overall scope of the program.

Audience

The primary target audience of the ASDS CME program includes the nearly 6,100 members of the Society. Secondary audiences include members of the American Academy of Dermatology and other membership organizations who are dermatologists but not ASDS members. The ASDS CME program is designed for physicians; however, some activities include subject matter (e.g., general dermatologic surgery, practice management) that may provide learning opportunities for other members of the medical practice team.

Activities and Services

The following live learning activities are sponsored by the Society for CME credit:

- The Annual Scientific and Clinical Meeting
- Periodic educational courses conducted by the Society

Other collateral learning resources not designated for CME include:

- DVDs and distance learning educational tools
- E-learning programs
- Consensus documents
- Quest digital knowledge network
- *Dermatologic Surgery* journal published by the Society
- Research funded to promote the goals of the Society and the interests of the specialty
- Educational exchange programs
- Other collateral learning

Expected Results

The expected results of the American Society for Dermatologic Surgery's CME program will:

1. Achieve the following changes in dermatologic surgeons:
 - a. Enhanced competence – measured through increased ability to identify, define and apply the latest dermatologic surgery developments from pre-activity to post-activity.
 - b. Performance of dermatologic procedures – measured through self-report – by comparison of immediate post-activity commitment to change responses to 6- to 8-month post-activity change responses.
and/or
 - c. Improved health outcomes – measured by learner – through surveyed anecdotal responses in areas including, but not limited to, lower complication/recurrence rates, faster-acting or longer-acting results and higher patient satisfaction.
2. On the Annual CME Program Survey:
 - a. Achieve at least a mean score of 4.0 representing learners' aggregate perceptions of the program's educational value and impact on practice.

RESOLUTION OF CONFLICTS OF INTEREST

ASDS is committed to providing an open forum for the exchange of ideas and methodology for dermatologic surgery and related basic sciences. ASDS must ensure the content of its educational activities are scientifically based, accurate, current and objectively presented. ASDS has developed policies that will identify and resolve all conflicts of interest prior to the educational activity being delivered to participants.

EDUCATIONAL ACTIVITY DISCLAIMER

The views expressed and the techniques presented by the speakers at ASDS-sponsored educational meetings are not necessarily shared or endorsed by the organization. Speakers are required to disclose all relevant conflicts of interest and any unapproved or "off-label" uses of medical devices or pharmaceutical agents that they discuss, describe or demonstrate during their presentations. Registrants must use their independent judgment in applying the information discussed in these educational sessions in the treatment of patients. It is the responsibility of any presenter to obtain all necessary consent forms for use of patient or other images in their presentations. Any and all handout materials are prepared and submitted for distribution by the presenters, who are solely responsible for their content. Attendees are required to use their best judgment when participating in any panel discussions.

Register early to get the ticketed sessions of your choice.

Register by Oct. 3 to save \$100.

Purchase the Best Value Package and save even more! Register online at asds.net/AnnualMeeting



THE WORLD'S FIRST
HYBRID FRACTIONAL LASER

Changing the Face OF RESURFACING



No wonder Halo™ has become a #1 procedure. The combination of great results and unmatched patient comfort has generated tremendous word-of-mouth among doctors and patients.

Elizabeth Tanzi, MD
Dermatologist



Photos Courtesy of Rebecca Gelber, MD

Before

Post 1 treatment

Halo provides unique benefits including:

- Ability to improve the appearance of pores, texture and pigmentary issues using both ablative and non-ablative wavelengths
- More comfortable than traditional fractional resurfacing (no nerve blocks needed)
- Results in just 1-2 treatments vs. traditional 3-5 fractional treatments
- Faster healing time
- Lower consumable cost vs. leading competitor
- Easy to perform and safe to delegate

Ablative Results. Non-Ablative Downtime.

INTRODUCING



Ask us about diVa™, the new modality that utilizes the same revolutionary technology as Halo.



LEARN MORE AT: sciton.com/halo and sciton.com/diva

925 Commercial Street, Palo Alto, California USA 94303
Phone: (888) 646-6999 • Email: info@sciton.com

www.sciton.com

©2016 Sciton, Inc. All rights reserved. Sciton is a registered trademark, Halo and diVa are trademarks of Sciton, Inc.



ASSOCIATION OF DERMATOLOGY ADMINISTRATORS AND MANAGERS



ADAM is a membership-driven organization dedicated to providing members with the latest critical information on topics important to your day-to-day practice. Easily network with your peers for answers and feedback on important issues.

Some of Our Benefits Include:

Networking opportunities

Confidential LinkedIn group discussion forum

Discounted Annual Meeting and webinar registration

Resource Library on dermatology specific practice management topics

Bi-monthly newsletter specific to current dermatologic practice management

MEMBERSHIP DUES

Individual: \$325 annually (on a calendar basis)

Practice: \$275 annually per person when 3+ persons join from same practice (must sign up at the same time)

For more information visit ada-m.org

ASDS Annual Meeting goes mobile!

Download the free ASDS Member App from the App Store and Google Play store



*Annual Meeting section includes:

- Educational Program-at-a-Glance
- Daily schedules
- Real-time session evaluations
- Faculty list
- ASDS Resource Center promotions
- Networking opportunities
- Exhibit hall hours and activities
- Exhibitor list and floor plan
- Hotel floor plans
- Corporate partners
- New Orleans information



Scan for the iPhone app!



Scan for the Android app!



*information will be continuously updated as it is confirmed.

Let's do BREAKFAST

Member Business Meeting Breakfast
Friday, Nov. 11 • 8:45 – 10 a.m.

Join us for a hot breakfast during the 2016 ASDS/ASDSA Annual Business Meeting as we share achievements of the past year and plans for the future. The meeting gives members the opportunity to review key policies, programs and financial reports; pose questions to the leadership; and vote on new business items.

ASDS/A Members only.

Graciously supported by
Merz North America.



AS | DS
American Society for
Dermatologic Surgery

ASDSA
American Society for
Dermatologic Surgery ASSOCIATION



We've saved the best for last!

Experienced ASDS Annual Meeting attendees know that some of the best learning experiences happen on Sunday. Start the day with a free breakfast buffet, and then experience these interactive, edge-of-your-seat sessions!

- **Advanced Cardiac Life Support Renewal Course** – Renew your ACLS card and enhance skills for cardiopulmonary emergencies.
- **Stellar Anatomy Videos** – Identify key anatomic relationships and landmarks critical to avoiding catastrophic events and optimizing results.
- **Dermatologic Surgery Film School: Getting the Most from Your iPhone** – Learn how to effectively capture and edit video and optimize sound and video quality.
- **Cosmetic Tweets** – Learn invaluable pearls that experts have discovered to maximize results and minimize complications.
- **Dermatopathology Diagnostics** – Understand the critical role of dermatopathology, provision of accurate, clear and prompt diagnoses and the latest non-invasive tests.
- **Front-row Seat: Interactive Injectable Demonstrations with the Masters** – Get a chairside view of masters' injection techniques and ask questions as you rotate through various stations.
- **Hands-on Workshop: Tumor Excision and Wound Repair** – Improve your standard and Mohs techniques; complex linear closures, Z-plasty repairs, and rotation and advancement flaps.

SUNDAY



Explore more educational sessions with the ASDS Live Learning Center!



If you can't take notes fast enough to capture all the great ideas and practice pearls during the ASDS Annual Meeting or attend all the sessions you would like, be sure you order the ASDS Live Learning Center!

The Live Learning Center gives you 24/7 access to 2016 ASDS Annual Meeting educational sessions (based on faculty agreement), including the question-and-answer sessions and online handouts (if provided). Presentations can be accessed online or downloaded to your iPod/MP3 player for the ultimate convenience. Additional features let you bookmark sections, highlight key information or search key areas of interest.

Onsite

\$129 ASDS member

\$179 Non-member

Post-meeting

\$179 ASDS member

\$229 Non-member

Order today!

**BEST VALUE
PACKAGE!**

Now that's VALUE! Save \$80 over the post-meeting price when you purchase the Best Value Package – including general meeting registration and the Live Learning Center – through the registration form. Plus, all purchasers will be entered into a drawing to win complimentary registration to the 2017 Annual Meeting! See Official Rules at asds.net/AnnualMeeting for details.

ASDS Members	\$ 878
Residents/Post-residency Trainees	\$ 368
Life Members	\$ 278
Non-member Dermatologists	\$1,658

Networking Reception & SILENT AUCTION

Friday, Nov. 11 • 5:30 - 7 p.m. • Exhibit Hall (Elite Hall)

Make a
donation
today!
See p. 23

All registered attendees are invited to enjoy cocktails, hors d'oeuvres, entertainment and fun at the 16th Annual ASDS Silent Auction.

Bid on exciting items such as restaurant, hotel and department store gift certificates, concert & sporting event tickets, artwork, fine wines, collectibles, gift baskets, "day with a doctor," electronics, surgical instruments and educational offerings, to name a few!

Proceeds benefit ASDS programs and educational initiatives.

Industry donors receive special recognition at their booth.





Sharpen your skills with hands-on workshops and live patient demos!

Improve your surgical technique and learn experts' approaches to effectively and safely enhance outcomes during these sessions. Innovative, three-dimensional surgical and filler training models are used to practice basic to complex techniques. Advance registration and additional fees required for select sessions.

Register early as seating is limited and in high demand!



Advanced Sclerotherapy and Vein Techniques Patient Demonstration

Thursday: 1:30 – 2:45 p.m.

Moderators: Vineet Mishra, MD; Ashley Wysong, MD

Improve your vein treatment techniques with instruction on choosing appropriate treatments, comprehensive approaches and delivery methods; and view live patient evaluations and injections. \$75

Advanced Suturing Techniques Mini-workshop

Thursday: 1:30 – 2:45 p.m.

Moderators: Gary S. Chuang, MD; S. Brian Jiang, MD; Ian A. Maher, MD

Master different layers of surgical closures including selecting appropriate materials; techniques and placement to optimize outcomes and promote wound edge eversion; and advanced suturing indications and techniques. Suturing skills practiced on partial face/abdomen models and skin block samples. \$75



Advanced Filler and Neuromodulator Techniques Patient Demonstrations

Friday: 4 – 5:15 p.m.

Moderators: Melanie Palm, MD, MBA; Susan H. Weinkle, MD

See experts' techniques for effective patient assessment; selecting appropriate agents; improving and expanding injection strategies; and identifying potential complications. Deoxycholic acid and contouring with absorbable threads also demonstrated.

NO CHARGE!



Soft-tissue Filler and Neuromodulator Techniques Mini-workshop

Saturday: 3:30 – 5 p.m.

Moderators: Miriam P. Cummings, MD; Hema Sundaram, MD

Master techniques with blunt microcannulas and assisted filler injection devices, multi-plan "sandwich" injection techniques, determination of appropriate toxin dosages and clinical applications of recent research into facial fat compartment and filler and toxin science. \$115

Tumor Excision and Wound Repair Workshop

Sunday: 8:30 – 11:30 a.m. – Designed for Residents and Post-residency Trainees (Restricted)

Moderators: M. Laurin Council, MD; Allison M. Hanlon, MD, PhD

Improve your surgical technique with expert instruction on patient positioning; instrument handling; tumor excision using standard and Mohs techniques; complex linear closures, Z-plasty repairs, rotation and advancement flaps; and standard closure enhancements. \$90

Supported by Ethicon



Front-row Seat: Interactive Injectable Demonstrations with the Masters

Sunday: 9:30 – 11 a.m.

Moderators: Ashish Bhatia, MD; Jeffrey T.S. Hsu, MD

Get a chairside view of masters' injection techniques and ask questions as you rotate through various stations.

NO CHARGE!

See the pre-conference program, pages 19-20, for more opportunities!





Is your ACLS card up-to-date?

Required for Mohs surgeons and important for all dermatologists, this course prepares you with the appropriate procedures/responses for cardiopulmonary emergencies. Attendees earn a two-year American Heart Association ACLS Provider Card.

Advanced Cardiac Life Support Renewal Course

Sunday, Nov. 13 • 7:30 – 11:30 a.m.

Advance registration required. See registration form pages 45-47.

GOLDEN SCALPEL KNOWLEDGE BOWL

Booth 353 ■ Exhibit Hall ■ Saturday, Nov. 12 ■ 12:30 – 1:30 p.m.

Watch residents battle for supremacy as they test their knowledge in dermatologic surgery! This game-show-format competition is a fun-filled, entertaining way to assess core competencies and identify knowledge gaps. Join the studio audience to see how your knowledge stacks up and cheer on your favorite team!

Are you a resident and want to participate?

Visit asds.net/AnnualMeeting (Residents area) or email shlavik@asds.net for more information.





Resident and Young Dermatologic Surgeon* HIGHLIGHTS

* Seven years or fewer post-residency

One of the great things about the ASDS Annual Meeting is the practical advice you can use today – offered in friendly, interactive sessions. Hands-on workshops offer guidance while the many networking events and practice management and educational sessions help you learn colleagues’ best tips, pearls and techniques to fast-track your career.

NETWORKING EVENTS

***ASDS “Unplugged”** — Enjoy a light dinner, networking and straight talk from ASDS experts about devices and more.
Wed., 6 – 9 p.m.

Morning Hospitality Suite — Plan your day while enjoying a light complimentary breakfast.

Thurs. – Sat., 7:15 – 8:30 a.m.

Graciously supported by Merz North America.



***Residents Luncheon** — Exchange advice with peers during this networking lunch.

Thurs., 11:45 a.m. – 1:15 p.m.

Graciously supported by Merz North America.



***Resident Networking Reception** — Make the connections you need for a successful career. Fri., 7:15 – 8:15 p.m.

Graciously supported by La Roche-Posay and SkinCeuticals.



Networking Reception and Silent Auction — Enjoy wines and artisanal cheeses as you try to outbid your colleagues on fun items and essential equipment. Exhibit Hall, Fri., 5:30 – 7 p.m.

***Eleventh Annual Gala Reception and Dinner** — Enjoy an elegant evening filled with high energy, dancing and celebration. Sat., 7 – 11 p.m.

Golden Scalpel Knowledge Bowl — Compete against fellow residents while testing your knowledge in surgical and procedural dermatology. Sat., 12:30 – 1:30 p.m.

Booth #353

Free Photo Friday — Get a free professional headshot to use as you start your career. Fri., 3 – 7 p.m.

HANDS-ON WORKSHOPS / LIVE PATIENT DEMOS

*Expanded Pre-conference Program

Wed., 9:30 a.m. – noon

- Pre-conference Primer on Anatomy for Injectables, Tumor Excision / Wound Repair and Veins

*Concurrent Hands-on Workshops

Wed., 1 – 5 p.m.

- Hands-on Workshop: Sclerotherapy and Vein Techniques
- Hands-on Workshop: Tumor Excision / Wound Repair
- Hands-on Workshop: Injectable Techniques

*Advanced Sclerotherapy and Vein Techniques Patient Demo

— Thurs., 1:30 – 2:45 p.m.

*Advanced Suturing Techniques Mini-workshop

— Thurs., 1:30 – 2:45 p.m.

Supported by Ethicon



Advanced Filler and Neuromodulator Techniques Patient Demo

— Fri., 4 – 5:15 p.m.

*Soft-tissue Filler and Neuromodulator Techniques Mini-workshop

— Sat., 3:30 – 5 p.m.

*Tumor Excision / Wound Repair and Injectable Techniques Workshop (Residents and YDS only)

— Sun., 8:30 – 11:30 a.m.

Supported by Ethicon



*Advanced Cardiac Life Support Renewal Course Workshop

— Sun., 7:30 – 11:30 a.m.

Front-row Seat: Interactive Injectable Demonstrations with the Masters

— Sun., 9:30 – 11 a.m.

* Indicates sessions that require advance registration and / or additional fee.

OPENING KEYNOTE • THURSDAY, NOV. 10 • 9:15 – 10 A.M.

**Ben Jaffe, Creative Director, Preservation Hall***Yes We Can: Half a Century of Music, Community and Social Justice*

Son of Preservation Hall's founders Allan and Sandra Jaffe, this talented musician and native son to New Orleans will provide entertaining and thought-provoking insight into one of the world's most interesting cities. A touring bass player with the Preservation Hall Jazz Band, Mr. Jaffe performed during the 2016 Grammy Awards and will light up the stage with his enthusiasm and unique perspective.

ANNUAL LAWRENCE M. FIELD, MD, HONORARY LECTURE • SATURDAY, NOV. 12 • 8:45 – 9:30 A.M.

**Mysore Venkataram, MD, DNB, DipRCPPath (London), FRCP (Glasgow) FISHRS***Dermatologic Surgery in Pigmented Skin: Challenges Faced and Lessons Learned*

Introduction by Lawrence M. Field, MD

Pigmented skin presents several challenges for performing dermatologic surgery procedures: in the variety of shades and classification, prevalence of certain diseases and in its response to procedures. It defies a proper classification and Fitzpatrick classification does not adequately describe it. Certain diseases such as vitiligo show prominently and cause serious stigma and are common and difficult to treat. Pigmentation and scarring responses are common, prominent and different. Tropical environments and varying cultural issues add to these challenges. Training is not easily available in developing countries, making learning difficult.

Dr. Venkataram is Director, Consultant Dermatologist, Dermatopathologist and Hair Transplant Surgeon in Bangalore, India. He has practiced dermatologic surgery in India and Gulf areas facing these challenges over three decades while performing different procedures, both minor (chemical peels, lasers, injectables) and invasive (hair transplantation, vitiligo surgery, thread-lifts, liposuction). This lecture will describe the challenges faced in his practice and outline the lessons learned. Many of these procedures were introduced by Dr. Venkataram into Indian practice before they were being widely practiced. In particular, emphasis will be placed on vitiligo surgery and hair transplantation, which are areas of pioneering expertise for the speaker. The author also has focused on evidence-based practice and ethical issues by heading a task force that formulated standard guidelines of care for nearly 18 procedures. The issue of safety of performing procedures in patients receiving isotretinoin was the subject of a landmark multi-center study – the outcome of which proved that the procedures could be performed safely. The speaker's background of dermatopathology, also outlined in this lecture, was valuable in utilizing aesthetic procedures for the treatment of dermatological diseases.

Dr. Venkataram has provided leadership to three Indian associations in dermatology as well as cutaneous surgeons and hair restoration surgeons, and has introduced programs for fellowships, scholarship, workshops, book learning and distance learning via the web, applications and DVD made available throughout India. He will explain how this effort was valuable in making a difference in training and teaching.

This keynote address will showcase these aspects in a tribute to Lawrence M. Field, MD, who broke new ground in dermatologic surgery, epitomized teaching of dermatologic surgery across the world, instituted programs for mentorship and preceptorships, and emphasized highest standards for evidence-based treatment and ethical conduct in medical practice.

This lecture honors the monumental achievements and motivational energy of Dr. Field, who served as a catalyst for the inception of the named lecture. Within the body of the lecture, each honored speaker describes how their dermatologic careers have followed the paths and emulated the contributions charted by Dr. Field and the impact his or her life's work has made on the spread of dermatologic surgery and furthering physician education and patient care.

Program listings include all confirmed information as of 6/10/16.

9:30 A.M. – 5 P.M. PRE-CONFERENCES

Join us for an in-depth overview of anatomy critical to knowledge in dermatologic surgery with a focus injectables, tumor excision/wound repair and veins. Then select your hands-on workshop of choice to improve competency. Advance registration is strongly encouraged and additional fees apply. You may register for the Anatomy session and one workshop together, Anatomy alone or the workshop of your choice alone. All pre-conference sessions are limited by available space and may be closed at on-site registration. Please see registration form for pricing.

Accreditation Statement and Credit Designation: The American Society for Dermatologic Surgery is accredited by the Accreditation Council for Continuing Medical Education to provide continuing medical education for physicians. The American Society for Dermatologic Surgery designates this live activity for a maximum of 6.5 *AMA PRA Category 1 Credits*[™]. Physicians should claim only the credit commensurate with the extent of their participation in the activity.

9:30 A.M. – NOON ANATOMY SESSION

16PCANA Primer on Anatomy for Injectables, Tumor Excision / Wound Repair and Veins

Learning Objectives: At the conclusion of this session, participants should be able to: recite all necessary anatomy; make the proper instrument choice for all dermatologic surgery procedures; explain how to properly excise tumors using both standard and Mohs techniques; execute complex linear closures, Z-plasty repairs, and rotation and advancement flaps; finesse closure techniques they already know with pearls from experts; and correctly perform injection techniques for hyaluronic acid fillers and neuromodulators.

Pre-conference Co-directors: Patrick K. Lee, MD; Ian A. Maher, MD

1 – 5 P.M. CONCURRENT HANDS-ON WORKSHOPS

16PCWSV Hands-on Workshop: Sclerotherapy and Vein Techniques

Learning Objectives: At the conclusion of this session, participants should be able to: describe the anatomy of venous reflux; identify the advantages and disadvantages of various sclerosing agents and foaming techniques; select the appropriate comprehensive treatment approach to leg veins ranging from spider veins to truncal varicosities; and determine the appropriate use of sclerotherapy, lasers, phlebectomy or endovenous ablation for each patient. Participants will view case-based presentations of patient evaluations for venous procedures and practice skills in a hands-on portion with Sclero pads.

Pre-conference Co-directors: Patrick K. Lee, MD; Ian A. Maher, MD

Workshop Co-directors: Todd V. Cartee, MD; Margaret W. Mann, MD; Vineet Mishra, MD

Faculty: Daniel P. Friedmann, MD; Ashley Wysong, MD

Supported by Ethicon **ETHICON** Shaping the future of surgery
PART OF THE **Johnson & Johnson** FAMILY OF COMPANIES

16PCWST Hands-on Workshop: Tumor Excision/Wound Repair

Learning Objectives: At the conclusion of this session, participants should be able to: recite all necessary anatomy; make the proper instrument choice for all dermatologic surgery procedures; properly excise tumors using both standard and Mohs techniques; execute complex linear closures, Z-plasty repairs, and rotation and advancement flaps; and finesse closure techniques they already know with pearls from experts.

Workshop Co-directors: Patrick K. Lee, MD; Ian A. Maher, MD

Faculty: Mariah R. Brown, MD; Jeremy R. Etkorn, MD; Nima Gharavi, MD

Supported by Ethicon **ETHICON** Shaping the future of surgery
PART OF THE **Johnson & Johnson** FAMILY OF COMPANIES

16PCWSF Hands-on Workshop: Injectable Techniques

Learning Objectives: At the conclusion of this session, participants should be able to: conduct appropriate pre- and post-procedural patient assessment and treatment planning; make proper selection of fillers and neuromodulators; describe the structural and functional facial anatomy related to injections; recite anatomical considerations to optimize procedural predictability and safety; utilize new competence in patient counseling for injectable procedures; optimize outcomes through accurate placement of fillers and neuromodulators at appropriate injection sites and performance of various techniques to optimize efficiency; use ancillary procedures when necessary to obtain the best cosmetic outcome; identify new techniques and advances in the clinical use of soft-tissue fillers and neuromodulators; and implement strategies for avoidance and management of complications and to maximize injectable safety. Participants will gain hands-on experience practicing basic and complex techniques for the injection of soft-tissue fillers and neuromodulators under faculty guidance using injection pads and high-fidelity, prosectable, cutaneous surgical training models.

Pre-conference Co-directors: Patrick K. Lee, MD; Ian A. Maher, MD

Workshop Co-directors: Dee Anna Glaser, MD; Melanie Palm, MD, MBA

Faculty: Deanne Robinson, MD

3 – 4:30 P.M. WORKSHOP

16JARS Journal Article Reviewer's Workshop

Advance registration is strongly encouraged to attend this complimentary session.

3 p.m. Introduction

William P. Coleman III, MD

3:05 p.m. The Importance of Peer Review

Alastair Carruthers, FRCPC

3:20 p.m. Overview of the Peer Review Process for Dermatologic Surgery

William P. Coleman III, MD

3:35 p.m. The Elements of a Good Review

Kyle Coleman, MD

3:50 p.m. What the Assistant Editor is Looking for

Jean D. Carruthers, MD

4:05 p.m. How do you Get Assistant Editors to Choose you for Reviews

Rhoda S. Narins, MD

4:20 p.m. Wrap-up and Questions

COLOR KEY

Cosmetic
Dermatologic
SurgeryGeneral Dermatology
and General
Dermatologic SurgeryReconstructive
Dermatologic
SurgerySkin Cancer,
Mohs Micrographic
SurgeryPractice Management
/ Regulatory
& ADAM TrackNetworking,
Social,
Other

6 – 9 P.M. ASDS EVENING PRE-CONFERENCE

Advance registration and additional fee of \$59; dinner included. Please see registration form.

16PC ASDS Unplugged – Straight Talk about Devices and More

In music, “unplugged” refers to a song using basic instruments with no electric guitars, amplifiers or other equipment that often distort a song. The ASDS Unplugged session will incorporate experts discussing the details on four key subjects straight up. Information is relayed how you want to hear it – with no filters, no frills and no distortions. Topics include optimizing the use of cosmeceuticals and topical agents alone or in conjunction with procedures for optimal patient outcomes, a comprehensive approach to body contouring, the leading-edge approaches to energy-based devices, and international perspective on injectables and threads. This session is not designated for Category 1 continuing medical education credit.

Moderator(s): *Vic A. Narurkar, MD*

Co-moderator(s): *Tina S. Alster, MD; Chytra V. Anand, MD; Diane S. Berson, MD; Kathleen M. Welsh, MD*

6 p.m.	Introduction <i>Vic A. Narurkar, MD</i>	7:30 p.m.	Will Microneedling Replace Lasers? <i>Tina S. Alster, MD</i>
6:05 p.m.	Cosmeceuticals <i>Diane S. Berson, MD</i>	7:45 p.m.	The Skinny on Non-invasive Body Contouring <i>Mathew M. Avram, MD, JD</i>
6:10 p.m.	Optimizing Cosmeceuticals <i>Mary P. Lupo, MD</i>	8 p.m.	Maximizing Mega-combinations <i>Arisa E. Ortiz, MD</i>
6:25 p.m.	The Business of Cosmeceuticals <i>Wendy E. Roberts, MD</i>	8:20 p.m.	Threads and Injectables: When and Why <i>Chytra V. Anand, MD</i>
6:45 p.m.	Body Contouring <i>Kathleen M. Welsh, MD</i>	8:25 p.m.	Battle of the Needs: When Injectables Reign Supreme <i>Vince Bertucci, MD, FRCPC</i>
6:50 p.m.	Fat Reduction: What are the Choices? <i>Sue Ellen Cox, MD</i>	8:35 p.m.	Genie in a Syringe: Getting the Best out of Your Injectable <i>Andre Vieira Braz, MD</i>
7:05 p.m.	Double Trouble: Submental Fullness – Kybella vs. Cool Mini <i>Marguerite A. Germaine, MD</i>	8:45 p.m.	When an Injection is Just not Enough, Turn to Threads <i>Chytra V. Anand, MD</i>
7:25 p.m.	Energy-based Devices <i>Tina S. Alster, MD</i>		

Learn. Collaborate. Share.

ASDS Quest Digital Knowledge Network

Instantly access the knowledge, expertise and educational resources of the ASDS dermatologic surgery community – and take it with you wherever you go!

- Quickly access ASDS resources, including *Dermatologic Surgery* journal.
- Get ready for exams with ResQ procedural dermatology review.
- “Tear out” articles, videos, discussions and organize them into personal binders.
- Add – and share – your own content.
- Leverage interactive case studies to expand your knowledge.
- Join shared interest groups (SIGs) and online discussions to share pearls and resources.
- Instantly access libraries and new information with cloud-based syncing.



Get started today! Quest is free to ASDS members and resident members and available for iPads and all web-based devices. Get access instructions at asds.net/Quest.

AS | DS
American Society for
Dermatologic Surgery

ALL Morning Masters are open ONLY TO PHYSICIANS unless marked with the ♦ symbol.

7:15 – 8:30 A.M. RESIDENT / POST-RESIDENCY TRAINEE / YOUNG DERMATOLOGIC SURGEON HOSPITALITY SUITE

Complimentary food and beverages available.



Graciously supported by Merz North America

NORTH AMERICA
Experience better

7:15 – 8:30 A.M. MORNING GENERAL SESSION

16EBS Leading-edge Lasers and Energy-based Technologies

Learning Objectives: At the conclusion of this session, participants should be able to: explain the science behind the various laser and energy-based therapies; select the appropriate therapy or combination of therapies for each patient based on his or her presenting condition or issue; and avoid complications and manage them as they arise.

Moderator(s): Jill S. Waibel, MD; Gary Lask, MD

Faculty: Bradley S. Bloom, MD; Roy G. Geronemus, MD; Brooke A. Jackson, MD; Arielle N.B. Kauvar, MD; Elizabeth Tanzi, MD

7:15 – 8:30 A.M. MORNING MASTERS

Advance registration is strongly encouraged to obtain the Morning Master of your choice. These sessions, with a cost of \$60, include a light continental breakfast, are limited by available seating and may be closed at on-site registration. Please see registration form.

AB101 Advanced Nail Surgery Videos ♦

Learning Objectives: At the conclusion of this session, participants should be able to: recite the anatomy of the nail as well as issues affecting the nail; evaluate the location of nail tumors and primarily pigmented lesions; assess longitudinal melanonychia; select the appropriate technique for biopsy and utilize biopsy techniques that will maximize diagnostics and minimize nail deformity; discuss new information on the diagnosis and treatment of nail unit neoplasms; demonstrate competent performance of the nail matrix, shave biopsy and other nail surgery techniques; and manage complications of nail surgery.

Maral K. Skelsey, MD; Elizabeth M. Billingsley, MD; Faramarz Samie, MD; Dana Stern, MD

AB102 Techniques for Flap Success ♦

Learning Objectives: At the conclusion of this session, participants should be able to: critically analyze a surgical defect; determine the repair most likely to yield reproducible cosmetic results; design flap repairs for aesthetic and functional reconstruction; explain the limitations of single-staged repairs for more complex wounds; execute adjacent tissue transfer elevation in correct tissue planes; apply a regional approach to wound-closure options based on which flaps work best (where and why); avoid predictable complications and maintain facial symmetry; and how to avoid bleeding and hematoma.

Julie K. Karen, MD; Reinaldo Tovo, MD; David M. Zloty, MD

AB103 The Art of the Cosmetic Consult in Every Type of Practice

Learning Objectives: At the conclusion of this session, participants should be able to: identify three tips to improve the doctor/patient interaction; demonstrate and describe elements of a good cosmetic consult; articulate components of informed consent; and optimize the patient consultation and treatment plan for aesthetic patient.

Melissa K. Levin, MD; Arisa E. Ortiz, MD; Kathleen M. Welsh, MD

AB104 Clinical Pathologic Correlation of Skin Cancer Treatment ♦

Learning Objectives: At the conclusion of this session, participants should be able to: recognize the objective for integrating clinical aspects with pathologic information for treatment of skin cancer; describe the steps necessary to ensure proper collection and collaborative sharing of information; relate the risks involved when collaboration is not involved; and define improvements in patient care that can be achieved when clinical pathologic correlation exists in the treatment of skin cancer.

Nicole Cote, MD; Ikue Shimizu, MD; Suzanne Mosher, MD; Anisha Patel, MD; Valencia D. Thomas, MD

AB105 Does Size Matter? Small vs. Mega Group Practices ♦

Learning Objectives: At the conclusion of this session, participants should be able to: recite the differences, benefits and challenges of solo/small vs. large group practices; impart pearls and tips to succeed in each practice type, handle lower reimbursement and the Affordable Care Act; and relate the considerations of selling a practice to a large group.

Chytra V. Anand, MD; Greg S. Morganroth, MD

AB106 Minimizing Cosmetic Complications: Injectables

Learning Objectives: At the conclusion of the session, participants should be able to: relate basic anatomy as it relates to injectable administration and the biologic response of the skin to injectables; recognize common complications of injectable administration and techniques to optimize results while avoiding most complications. Participants will learn how to treat complications when they do occur.

Joel L. Cohen, MD; Lori D. Stetler, MD

AB107 Simple Surgical Revisions ♦

Learning Objectives: review the cosmetic subunit principle of facial reconstruction as a template for surgical revision; outline surgical strategies for challenging locations, including the perioral and nasal subunits; and outline surgical strategies for scar reduction for spread scars.

Nicole M. Annest, MD; Joseph Sobanko, MD; Seaver Soon, MD

AB108 Non-Melanoma Tumor Board: Aggressive and Metastatic Skin Cancers ♦

Learning Objectives: At the conclusion of the session, participants should be able to: relate the role of anti-PD1 immunotherapy in the treatment of stage IV Merkel cell carcinoma and the role of hedgehog signaling pathway targeted therapies in treating locally advanced or metastatic BCCs; describe indications for imaging cutaneous tumors and choice of optimal imaging modality; and better understand how medical history can help the physician better manage aggressive NMSC in our immunosuppressed population.

Philip A. Friedlander, MD; Allison Vidimos, MD; Fiona Zwald, MD

8:30 – 8:45 A.M. TRANSITION BREAK

COLOR KEY	Cosmetic Dermatologic Surgery	General Dermatology and General Dermatologic Surgery	Reconstructive Dermatologic Surgery
	Skin Cancer, Mohs Micrographic Surgery	Practice Management / Regulatory & ADAM Track	Networking, Social, Other

Sessions and events marked with the ♦ symbol are open to Office Staff/Surgical Assistants.

8:45 – 11:15 A.M. OPENING SESSION ♦

8:45 a.m. President's Welcome

Naomi Lawrence, MD

8:50 a.m. Program Chair Remarks

Ellen S. Marmur, MD; S. Brian Jiang, MD

8:55 a.m. Future Leaders Network Presentations

David A. Laub, MD, Chair, Leadership Development Work Group; FLN Mentees

9:15 – 10 A.M. OPENING KEYNOTE LECTURE ♦



Yes We Can: Half a Century of Music, Community and Social Justice

Ben Jaffe, Creative Director, Preservation Hall

Son of Preservation Hall's founders Allan and Sandra Jaffe, this talented musician and native son to New Orleans will provide entertaining and thought-provoking insight into one of the world's most interesting cities. A touring bass player with the Preservation Hall Jazz Band, Mr. Jaffe performed during the 2016 Grammy Awards and will light up the stage with his enthusiasm and unique perspective.

10 – 11:15 A.M. GENERAL SESSION

GD110 Dermatologic Surgery Family Feud: North vs. South

Learning Objectives: This session introduces another creative educational format to the ASDS Annual Meeting. North versus South "families" consisting of a Mohs Surgeon, a Cosmetic Surgeon, a Young Dermatologic Surgeon and a Resident go head-to-head to answer questions in a fast-paced competition. At the conclusion of this session, participants should be able to: identify best practices in Mohs procedures; relate interesting pearls about myriad cosmetic procedures; and recite miscellaneous facts regarding ASDS offerings and how they benefit dermatologic surgeons.

Moderator(s): *H. William Higgins III, MD; Naomi Lawrence, MD*

Contestants: *Anna A. Bar, MD; Sue Ellen Cox, MD; Keith G. LeBlanc, MD; Timothy C. Flynn, MD; Anthony A. Rossi, MD; Elizabeth Tanzi, MD*

11:15 – 11:30 A.M. TRANSITION BREAK

11:30 A.M. – 1:30 P.M. EXHIBIT HALL OPENING AND NETWORKING LUNCH ♦

Complimentary lunch provided. *Elite Hall*

11:45 A.M. – 1:15 P.M. RESIDENT LUNCHEON

Residents only, pre-registration required.

Graciously supported by Merz North America



1:30 – 2:45 P.M. GENERAL SESSIONS

CS113 Neck Obsession: Comprehensive Neck Rejuvenation

Learning Objectives: At the conclusion of this session, participants should be able to: identify the patients that are best suited for submental and neck rejuvenation; identify the relevant anatomy; describe the non-invasive and surgical procedures including combination therapies; select the most appropriate approach based on each patient; employ the selected technique properly for safety and optimal outcomes; and predict and manage complications as necessary.

Moderator(s): *Hayes B. Gladstone, MD; Rhoda S. Narins, MD*

1:30 p.m. Anatomy and Philosophy

Edgar F. Fincher, MD, PhD

1:40 p.m. Injectable Adipolysis – Deoxycholic Acid

Gary D. Monheit, MD

1:50 p.m. Injectable RF for the Neck

Mark S. Nestor, MD, PhD

1:55 p.m. Cryolipolysis for the Neck

Suzanne L. Kilmer, MD

2:00 p.m. Non-invasive Devices (including RF and US)

Suzanne Bruce, MD

2:15 p.m. Liposuction and Threads

Rhoda S. Narins, MD

2:30 p.m. Neck Lift

Hayes B. Gladstone, MD

2:40 p.m. Discussion, Panel Comments

Hayes B. Gladstone, MD; Rhoda S. Narins, MD

PM115 Creating a Sophisticated Dermatology Office ♦

Learning Objectives: At the conclusion of this course, participants should have a clear understanding of how to brand themselves within their practice, how to create a team to represent and elevate their brand and offer the best care for their patients in a sophisticated cutting-edge office. This includes hiring questions, office decor, social media and office events. Participants will learn a sophisticated office requires ongoing attention to detail and also a system to identify and rectify deficiencies and optimize efficiency.

Moderator(s): *Doris J. Day, MD; Mitchel P. Goldman, MD*

1:30 p.m. Introduction

Mitchel P. Goldman, MD

1:35 p.m. Hollywood Office

Ava T. Shamban, MD

1:50 p.m. Solo Young Dermatologist Office

Melanie Palm, MD, MBA

2:05 p.m. Solo Mohs Surgeon Office

Adam M. Rotunda, MD

2:20 p.m. Solo New York Office

Doris J. Day, MD

2:35 p.m. Large Cosmetic Group Office

Mitchel P. Goldman, MD

2:50 p.m. Wrap-up and Discussion

Doris J. Day, MD

Register now to get your first choice of courses!

Check it out! Comprehensive practice management track for the office team!

COLOR KEY	Cosmetic Dermatologic Surgery	General Dermatology and General Dermatologic Surgery	Reconstructive Dermatologic Surgery	Skin Cancer, Mohs Micrographic Surgery	Practice Management / Regulatory & ADAM Track	Networking, Social, Other
------------------	--------------------------------------	---	--	---	--	----------------------------------

Sessions and events marked with the ♦ symbol are open to Office Staff/Surgical Assistants.

GD117 Acne Scarring: Managing Patient Expectations and Achieving Optimal Outcomes

Learning Objectives: At the conclusion of this session, participants should be able to: select appropriate patients for treatment of acne scarring; demonstrate and describe different techniques and approaches for treatment of acne scarring including the use of lasers and energy-based devices; describe the benefits of combination therapy; and identify possible complications and manage them effectively.

Moderator(s): Diane S. Berson, MD; Jill S. Waibel, MD

Faculty: Tina S. Alster, MD; Gregory J. Goodman, MD; Derek H. Jones, MD

1:30 – 2:45 P.M. TARGETED TALKS

These sessions are detailed talks on specific topics and are offered complimentary. To foster an intimate learning environment, space is limited and advance registration is strongly encouraged in order to obtain the session of your choice.

MC121 Practical New Technologies for Managing Skin Cancer ♦

Learning Objectives: At the conclusion of this session, participants should be able to: summarize the evolving role of radiotherapy for squamous cell skin cancer; outline new genetic mutations and their expression patterns that now allow molecular testing to serve as an adjuvant for skin cancer diagnosis and treatment; and describe the newest research on oral inhibitors of the hedgehog pathway to better manage their patients with advanced or multiple BCCs.

Sarah T. Arron, MD, PhD; Allison Vidimos, MD; David M. Zloty, MD

MC122 Better than Pearls: Reconstructive Diamonds ♦

Learning Objectives: At the conclusion of this session, participants should be able to: improve approaches to post-cancer surgical reconstruction techniques via linear repairs, flaps, grafts and granulation; gain confidence in employing a logical method for managing facial wounds in critical locations; improve patient-education skills to foster better psychological and long-term outcomes regardless of repair method selected; and incorporate into their repertoire the practical tips for reconstruction that considers the wound as well as host factors when choosing repairs.

David G. Brodland, MD; Jeremy S. Bordeaux, MD, MPH; Joseph Sobanko, MD

MC123 Cosmetic Mega-combinations by the Masters

Learning Objectives: At the conclusion of this session, participants should be able to: demonstrate the ability to combine a variety of minimally invasive cosmetic procedures; explain the available clinical data on the safety and efficacy of minimally invasive cosmetic procedures used singly and in combination; and increase the use of combination treatments as appropriate to improve cosmetic outcomes and reduce post-operative recovery. Upper- and mid-face combinations, lower-face/submental treatments and neck, check and body combinations will be covered.

Jean D. Carruthers, MD; Sabrina G. Fabi, MD; Vivian W. Bucay, MD; Vince Bertucci, MD, FRCP

MC124 Optimizing Your EMR ♦

Learning Objectives: At the conclusion of this session, participants should be able to articulate the benefits of the optimal EMR system; differentiate the aspects of various EMR systems in order to purchase or upgrade appropriately; describe the different approaches to EMR use by physicians and staff that enable the best outcome from a system; and determine when it is time to cut losses and move to a different system.

Robert Bacigalupi, MD; Bradley S. Bloom, MD; Melissa K. Levin, MD

1:30 – 2:45 P.M. PATIENT DEMONSTRATION AND MINI-WORKSHOP

Advance registration is strongly encouraged in order to obtain the session of your choice. Sessions are limited by capacity and may be closed at on-site registration. Please see registration form for any applicable pricing.

PD140 Patient Demonstration: Advanced Sclerotherapy and Vein Techniques

Learning Objectives: At the conclusion of this session, participants should be able to: describe the anatomy of venous reflux; identify the advantages and disadvantages of various sclerosing agents and foaming techniques; select the appropriate comprehensive treatment approach to leg veins ranging from spider veins to truncal varicosities; and determine the appropriate use of sclerotherapy, lasers, phlebectomy or endovenous ablation for each patient. Participants will view live demonstrations of patient evaluations and vein correction procedures.

Moderator(s): Vineet Mishra, MD; Ashley Wysong, MD

1:30 p.m. Introduction

Ashley Wysong, MD

1:35 p.m. Venous Anatomy and Evaluation / Work-up of the Vein Patient

Travis W. Blalock, MD

1:50 p.m. Comprehensive Treatment Approach: EVLA/RF, U/S Guided Sclerotherapy, APs

Margaret W. Mann, MD

2:10 p.m. Sclerotherapy Techniques and Sclerotherapy Off the Legs

Todd V. Cartee, MD

2:25 p.m. Live Patient Injections

Injector: Lee M. Miller, MD

Commentators: Vineet Mishra, MD; Ashley Wysong, MD

YOUR HELP IS CRITICAL

to the fun and success of the
ASDS SILENT AUCTION!

Make a
donation
today!

Proceeds from the 16th Annual ASDS
Silent Auction help support ASDS programs
and educational initiatives.

Please donate items such as gift certificates, concert and sporting event tickets, "day with a doctor," electronics, medical and office equipment, artwork, gift baskets, fine wines, collectibles and memorabilia.

For information or to donate, please contact Helen Prostko
at hprostko@asds.net or 847-956-9140.

The ASDS Silent Auction will take place during the Networking
Reception on Friday, Nov. 11, 5:30 - 7 p.m. in the Exhibit Hall.

**More value! All Targeted Talks are complimentary.
However, pre-registration is required.**

Sessions and events marked with the ♦ symbol are open to Office Staff/Surgical Assistants.

WS150 Hands-on Mini-workshop: Advanced Suturing Techniques

Learning Objectives: At the conclusion of this session, participants should be able to: competently select the appropriate suture materials for different layers of surgical closures; demonstrate the techniques for placing an effective dermal and epidermal suture; employ the various techniques that promote wound-edge aversions; describe a range of advance suturing techniques; articulate the indications for these techniques; demonstrate the ability to properly place dermal and epidermal sutures to optimize surgical outcomes; and execute advanced suturing techniques.

Moderator(s): Gary S. Chuang, MD; S. Brian Jiang, MD; Ian A. Maher, MD

Faculty: David Beynet, MD; Mariah R. Brown, MD; Joseph F. Greco, MD; Jenny Hu, MD, MPH; Patrick K. Lee, MD; Matthew J. Mahlberg, MD; Rachael Moore, MD; Arisa E. Ortiz, MD; Abigail Waldman, MD

2:45 – 3:45 P.M. NETWORKING BREAK IN EXHIBIT HALL ♦

Complimentary snacks and beverages provided. *Elite Hall*

3:45 – 5:15 P.M. GENERAL SESSION

GD130 Tenth Annual Iron Surgeon Competition

Learning Objectives: At the conclusion of this session, participants should be able to: identify new techniques in reconstructive and cosmetic dermatologic surgery; describe anatomy and reconstructive principles related to repair of surgical defects and treatment of cosmetic defects; and select appropriate repairs for surgical defects and therapies and approaches for cosmetic corrections. This session – historically the most anticipated session of the ASDS Annual Meeting – combines case-approach comparisons with light-hearted competition to engage learners and cement pearls for surgical approaches.

Moderator(s): Andrew J. Kaufman, MD; Thomas E. Rohrer, MD

3:45 p.m. Wise Words from the Surgeon General
Andrew J. Kaufman, MD

3:55 p.m. Match #1
John A. Carucci, MD, PhD

4:05 p.m. Match #1
Ashley Wysong, MD

4:15 p.m. Match #2
Ryan W. Ahern, MD

4:25 p.m. Match #2
Heidi B. Donnelly, MD

4:35 p.m. Match #3
Mitchel P. Goldman, MD

4:45 p.m. Match #3
Robert A. Weiss, MD

4:55 p.m. Competition Outcomes
Andrew J. Kaufman, MD

5:15 – 5:30 P.M. TRANSITION BREAK

COLOR KEY	Cosmetic Dermatologic Surgery	General Dermatology and General Dermatologic Surgery	Reconstructive Dermatologic Surgery
	Skin Cancer, Mohs Micrographic Surgery	Practice Management / Regulatory & ADAM Track	Networking, Social, Other

5:30 – 7 P.M. WELCOME RECEPTION IN EXHIBIT HALL ♦

Open to all registered attendees and exhibitors. *Elite Hall*
All are invited to enjoy entertainment, hors d'oeuvres and cocktails while they network with colleagues and industry personnel.

Graciously supported by Merz North America



7 – 9 P.M. INDEPENDENT INDUSTRY-ORGANIZED HOT TOPIC SESSIONS

See Final Program for details.



All registered attendees are invited to enjoy entertainment, hors d'oeuvres and cocktails at the Welcome Reception.

**Thursday, Nov. 10
5:30 – 7 p.m.
Exhibit Hall (Elite Hall)**

Graciously supported by Merz North America



welcome
reception

ALL Morning Masters are open ONLY TO PHYSICIANS unless marked with the ♦ symbol.

**7:15 – 8:30 A.M. RESIDENT / POST-RESIDENCY TRAINEE
/ YOUNG DERMATOLOGIC SURGEON
HOSPITALITY SUITE**

Complimentary food and beverages available.



Graciously supported by Merz North America

NORTH AMERICA
Experience better

7:15 – 8:30 A.M. OPEN GENERAL SESSION

**16BC The Cutting Edge in Cosmetic Dermatology:
Fundamentals**

Learning Objectives: At the conclusion of this session, participants should be able to: comprehend the basic science principles regarding lasers, neuromodulators, fillers, peels and body contouring devices; describe the therapeutic cause and effect with regard to the use of these five cosmetic modalities; and appropriately predict the outcome following treatment utilizing each. This comprehensive session will focus heavily on science, fostering sound understanding of each modality and serving as a platform for learning advanced, nuanced and combination techniques.

Moderator(s): Keith G. LeBlanc, MD; Matthew J. Mahlberg, MD; Ashley Wysong, MD

7:15 a.m. Introduction

Matthew J. Mahlberg, MD

7:20 a.m. Lasers: Picosecond, Sebaceous, Acne and more

E. Victor Ross, MD

7:32 a.m. The Latest on Deoxycholic Acid

Gary D. Monheit, MD

7:44 a.m. The Leading-edge in New Fillers around the Globe

Vince Bertucci, MD, FRCPC

**7:56 a.m. Comprehensive Overview of Neuromodulators –
Current and on the Horizon**

Gary D. Monheit, MD

8:08 a.m. Radiofrequency

Macrene Alexiades-Armenakis, MD, PhD

8:20 a.m. Discussion and Wrap-up

Keith G. LeBlanc, MD; Matthew J. Mahlberg, MD; Ashley Wysong, MD

7:15 – 8:30 A.M. MORNING MASTERS

Advance registration is strongly encouraged to obtain the Morning Master of your choice. These sessions, with a cost of \$60, include a light continental breakfast, are limited by available seating and may be closed at on-site registration. Please see registration form.

AB201 Making Surgical Complications Less Complicated ♦

Learning Objectives: At the conclusion of this session, participants should be able to: quickly recognize complications early in their course and identify a treatment/management game plan; identify when appropriate conservative management of bleeding complications is necessary vs. those instances when intervention and re-entering the surgical field for revision approaches, etc. is necessary; develop a culture-based post-operative wound infection management protocol; relate complications and solutions from use of PDT and energy-based devices; and address retraction, hypertrophy and contour irregularity in successive reconstruction procedures such as thinning of flaps, correction of alar notching/elevation, dermabrasion and other techniques.

Maria M. Tsoukas, MD, PhD; Christie R. Travelute, MD; Christopher B. Harmon, MD

AB202 About Face: Advanced Shaping with Videos

Learning Objectives: At the conclusion of this session, participants should be able to: perform full-face assessment of shape and contour; discuss the importance of facial harmony and balance in aesthetically pleasing faces; propose a detailed plan for total facial beautification and rejuvenation utilizing soft-tissue fillers; recognize the role of neuromodulators in facial shaping; and describe soft-tissue filler injection techniques to address specific concerns.

Tiffani K. Hamilton, MD; Hema Sundaram, MD; Seth L. Matarasso, MD; Elizabeth K. Hale, MD

AB203 Master Reconstruction of the Nose and Lip ♦

Learning Objectives: At the conclusion of this session, participants should be able to: recite the principles of effective reconstruction of the nose and lip; explain the nuances that can enhance standard reconstruction techniques for these areas; implement learned techniques to improve nose and lip reconstruction outcomes; and manage complications as they arise.

David G. Brodland, MD; Todd V. Cartee, MD; Ali Hendi, MD

AB204 Tips and Tricks to Stop the Bleeding ♦

Learning Objectives: At the conclusion of this session, participants should be able to: recognize the significance of both old and newer anticoagulation agents in dermatologic surgery; review the latest literature regarding discontinuation of anticoagulants for cutaneous surgery; execute surgical pearls in controlling peri-operative hemostasis; and develop a plan for managing post-operative bleeding complications, should they occur.

Eva A. Hurst, MD; Whitney W. Hovenic, MD, MPH

**AB205 Human Resource Management for
the Successful Dermatology Practice ♦**

Learning Objectives: At the conclusion of this session, participants should be able to: recite the most common personnel issues affecting human resource management in dermatology practices; describe proven methods for effective hiring and onboarding; relate effective methods for staff satisfaction and retention such as 360-degree evaluations and compensation considerations; and explain steps necessary leading up to and including involuntary separation.

Invited Faculty: Jody A. Comstock, MD; Jeffrey S. Dover, MD, FRCPC; Marguerite A. Germaine, MD; Randi Pintens; Angela Short, MHA, CPCO, CPC-D; Lori D. Stetler, MD



7:15 – 8:30 A.M. QUEST SHARED INTEREST GROUPS (SIGs)

**SIG201 Skin Cancer SIG: Skin Cancer Treatments/
Mohs Micrographic Surgery**

SIG202 Advocacy SIG: Becoming an Effective Advocate

8:30 – 8:45 A.M. TRANSITION BREAK

**8:45 – 10 A.M. ANNUAL MEMBER BUSINESS MEETING
BREAKFAST**

This breakfast replaces the Business Meeting Lunch. Join us for breakfast during the 2016 ASDS/ASDSA Annual Business Meeting as we share achievements of the past year and plans for the future. The meeting gives members the opportunity to review key policies, programs and financial reports; pose questions to the leadership; and vote on new business items. ASDS/A Members only.



Graciously supported by Merz North America

NORTH AMERICA
Experience better

Register now to get your first choice of courses!

Sessions and events marked with the ♦ symbol are open to Office Staff/Surgical Assistants.

8:45 – 10 A.M. TARGETED TALK

MC209 Patient Hospitality: Make Your Patients Feel at Home and Keep them Coming Back ♦

Learning Objectives: At the conclusion of this session, participants should be able to: outline five moments of truth that impact a customer perception of quality; describe the environment of transparency including the CAHPS Surveys and the financial impact to reimbursement; and define at least three strategies to engage the patient and their family and impact the patient perception of quality care. Patients want to feel listened to, treated with courtesy and respect and talked to in ways they can understand. This session is about understanding what is truly important to patients and will include information on the CAHPS family of surveys, evidence-based best practices that are proven to impact reportable quality metrics and an overview of practical tips to impact the patient perception of quality.

Faculty: Karen Cook, RN, Studer Group

10 – 10:45 A.M. NETWORKING BEVERAGE BREAK IN EXHIBIT HALL ♦

Complimentary beverages provided. *Elite Hall*

10:45 – 11:30 A.M. GENERAL SESSION

KY200 Leadership in Innovation Lecture

The Annual Leadership in Innovation Lectureship is awarded to an ASDS member who has positively and concretely advanced dermatologic surgery. The 2016 award recipient is the embodiment of a nationally renowned forward-thinker who has advanced the art and craft of dermatologic surgery through innovation, creativity and technology.

10:45 – 11:30 A.M. TARGETED TALK

MC213 Opening your Virtual Doors: Optimizing Your Digital Media Footprint ♦

Learning Objectives: At the conclusion of this session, participants should be able to: identify applications that may help the dermatologic surgery practice with patient care, practice management or life-hacking; recognize security and privacy concerns when using applications for patient care; identify opportunities for improvement in the current state of dermatology applications; and improve an online presence to foster better practice marketing.

Elizabeth K. Hale, MD; David J. Goldberg, MD, JD

11:30 A.M. – 1:15 P.M. RESEARCH LUNCHEON SESSION

Additional fee of \$25 and advance registration required. Please see registration form.

16RSCHL Research Luncheon Session and Cutting Edge Research Abstracts: Who are the Experts? A Critical Analysis of the Scientific Literature

Learning Objectives: At the conclusion of this session, participants should be able to: articulate the findings and/or benefits derived from the articles presented; describe the different dermatologic advances being made through various research studies; and recite surgical safety measures and new techniques to implement in their practices.

Moderator(s): William P. Coleman III, MD; S. Brian Jiang, MD

Invited Faculty: Jeremy S. Bordeaux, MD, MPH; George J. Hruza, MD, MBA; Omar A. Ibrahim, MD, PhD; David M. Ozog, MD; Cutting Edge Research Grant Award Winners

11:30 A.M. – 1:30 P.M. NETWORKING LUNCH IN EXHIBIT HALL ♦

Complimentary lunch provided. *Elite Hall*

12:30 – 1:30 P.M. PRACTICE MANAGEMENT ROUNDTABLE DISCUSSIONS

16PMRT Hot Topic Discussions and Information Sharing ♦

Bring your top challenges and burning questions to discuss with others and come away with new and innovative solutions. Share pearls of your own while you network and collaborate with fellow dermatology administrators and managers.



Facilitator: Marie C. Lum, MBA

1:30 – 2:45 P.M. GENERAL SESSIONS

CS221 Current Controversies in Dermatologic Surgery

Learning Objectives: At the conclusion of this session, participants should be able to: relate the pros and cons of female rejuvenation in the scope of dermatologic surgery; discuss the differences between threads and sutures in today's lifting environment, and determine their position on a future exam on Mohs Surgery/Dermatologic Oncology.

Moderator(s): Ellen S. Marmur, MD; Margaret A. Weiss, MD

Controversies: Female Rejuvenation

Ellen C. Gendler, MD – Con
M. Christine Lee, MD, MPH – Pro

Exam in Mohs Surgery/Dermatologic Oncology

Darrell S. Rigel, MD – Con
Brett M. Coldiron, MD – Pro

Thread vs. Suture Lifting

Greg S. Morganroth, MD – Con
Sabine Zenker, MD – Pro

RX223 Typical Day in the Life of a Mohs Surgeon ♦

Learning Objectives: At the conclusion of this session, participants should be able to: identify the common types of patients and tumors seen in a typical day in a busy Mohs practice; employ new tips and techniques that may improve patient outcomes or office efficiency; and recognize opportunities to improve their own practices by seeing best practices from colleagues.

Moderator(s): David S. Becker, MD; Thomas E. Rohrer, MD

Faculty: David G. Brodland, MD; Leonard H. Goldberg, MD, FRCP; Naomi Lawrence, MD

Join the conversation!

#ASDSMeeting16 #ASDSmembers

Follow @ASDSmeeting for Annual Meeting updates on-the-go.



COLOR KEY	Cosmetic Dermatologic Surgery	General Dermatology and General Dermatologic Surgery	Reconstructive Dermatologic Surgery
	Skin Cancer, Mohs Micrographic Surgery	Practice Management / Regulatory & ADAM Track	Networking, Social, Other

Sessions and events marked with the ♦ symbol are open to Office Staff/Surgical Assistants.

1:30 – 2:45 P.M. TARGETED TALKS

These sessions are detailed talks on specific topics and are offered complimentary. To foster an intimate learning environment, space is limited and advance registration is strongly encouraged in order to obtain the session of your choice.

MC225 Hardcore Liposuction

Learning Objectives: At the conclusion of this session, participants should be able to: describe the areas appropriate for treatment using liposuction; define the methods and devices best utilized for various anatomical areas; appropriately plan for treatment with a focus on managing patient expectations; competently perform liposuction procedures for optimal results; and identify complications and manage them as they occur.

*Sue Ellen Cox, MD; Jeffrey A. Klein, MD, MPH;
William P. Coleman III, MD*

MC226 How I Do It: Second Intention Wound Healing Tips ♦

Learning Objectives: At the conclusion of this session, participants should be able to: identify wounds for second intention healing; select helpful methods that will help facilitate second intention healing; and choose revision techniques that can be used to improve results with second intention healing.

Richard G. Bennett, MD; Susan E. Dozier, MD

MC227 CPT Coding Tips for Dermatologic Surgery ♦

Learning Objectives: At the conclusion of this session, participants should be able to: demonstrate an understanding of optimal correct CPT coding for appropriate reimbursement focusing on reconstructive surgery and special anatomic location coding using a case-based approach; and apply the many practical coding pearls and avoid coding pitfalls in their everyday practice.

*George J. Hruza, MD, MBA; Alexander Miller, MD;
Howard Rogers, MD, PhD*

MC228 Navigating Your Way into Dermatologic Surgery Practice ♦

Learning Objectives: At the conclusion of this session, participants should be able to: identify and prepare for common challenges as they proceed through and finish dermatology residency; assess the pros and cons of post-residency choices including fellowships, private, group or academic practice; translate guidance points into action plans for moving to the next step; and maintain a balanced focus on key components as they move from training to full-time patient care.

Moderator(s): *Kristel Polder, MD; Rachel N. Pritzker, MD*

Invited Faculty: *Stacy Chimento, MD; Deanne Robinson, MD;
Thomas E. Rohrer, MD; Anthony M. Rossi, MD; Neil A. Shah, MD*

MC229 BYOP: Bring Your Own Pearls

Learning Objectives: At the conclusion of this session, participants should be able to: recite pearls and nuances for various techniques used in dermatologic surgery for both cosmetic and medical purposes; and implement learned pearls and nuances to improve clinical practice performance and practice management. Examples of pearls may include, but are not limited to: uses for new implants for non-surgical rejuvenation, avoidance and treatment of complications, new therapies, combination therapies, time- and resource-saving strategies, outcome-enhancing techniques and more. This session will be comprised of audience-generated pearls presented in a fast-paced and exciting atmosphere.

Kavita Mariwalla, MD; Gary D. Monheit, MD

1:30 – 2:45 P.M. QUEST SHARED INTEREST GROUPS (SIGs)**SIG203****3 – 4 P.M. NETWORKING BEVERAGE BREAK IN EXHIBIT HALL ♦**

Complimentary beverages provided. *Elite Hall*

EBH204 Patient Photo Best Practices (Exhibit Hall)

Learn basics and best practices for patient photography and gain experience with multiple imaging devices during an interactive presentation in the exhibit hall.

Ashish Bhatia, MD; Suneel Chilukuri, MD; Hayes B. Gladstone, MD

4 – 5:15 P.M. PATIENT DEMONSTRATION**PD240 Patient Demonstrations: Advanced Filler and Neuromodulator Techniques**

Learning Objectives: At the conclusion of this session, participants should be able to: visualize and explain the structural and functional anatomic features that are key to safe and optimal injection of fillers and neuromodulators; individualize and optimize patient treatments through effective patient assessment of anatomy and aging; select appropriate agents and improve and expand injection strategies in order to perform advanced techniques; and identify potential complications, recognize danger areas, and describe avoidance and management strategies. Deoxycholic acid and contouring with absorbable threads also will be discussed and demonstrated.

Moderator(s): *Melanie Palm, MD, MBA; Susan H. Weinkle, MD*

Invited Injectors: *Kyle Coleman, MD; Lisa M. Donofrio, MD;
Deidre O'Boyle Hooper, MD; Susan H. Weinkle, MD*

4 – 5:15 P.M. GENERAL SESSIONS**CS241 Tighten-it-Up: Advanced Comparison of Devices to Lift and Tighten**

Learning Objectives: At the conclusion of this session, participants should be able to: explain the role of focused ultrasound technology in skin tightening; differentiate between radiofrequency modalities for tightening lax skin; choose which skin tightening device(s) may best fit into their clinical practice; select appropriate laser and energy-based modalities for skin tightening; and recite potential complications associated with skin tightening technologies.

Moderator(s): *Sabrina G. Fabi, MD; Jeremy B. Green, MD*

Invited Faculty: *Brian S. Biesman, MD; Jennifer Peterson, MD;
E. Victor Ross, MD; Mark B. Taylor, MD*

PM243 Successful Practice Management: Pearls from the Masters ♦

Learning Objectives: At the conclusion of this session, participants should be able to: recite the latest technologies to foster practice management efficiencies and identify which changes are necessary to improve practice efficiency.

Moderator(s): *Ellen C. Gendler, MD; Ronald L. Moy, MD*

Invited Faculty: *Gabi Brockelsby; Mary M. Christian-Reed, MD;
K. Wade Foster, MD; Jennifer L. Herrmann, MD; David Kouba, MD;
Walter K. Nahm, MD, PhD; Victor A. Neel, MD, PhD*

More value! All Targeted Talks are complimentary. However, pre-registration is required.

Sessions and events marked with the ♦ symbol are open to Office Staff/Surgical Assistants.

4 – 5:15 P.M. TARGETED TALKS

These sessions are detailed talks on specific topics and are offered complimentary. To foster an intimate learning environment, space is limited and advance registration is strongly encouraged in order to obtain the session of your choice.

MC245 Comprehensive Hair Restoration

Learning Objectives: At the conclusion of this session, participants should be able to: identify male and female candidates for hair transplantation; identify candidates for elliptical donor harvesting vs. follicular unit extraction to obtain donor hair; communicate the role of medical therapies for hair transplantation and integrating hair transplantation into a busy dermatologic surgery practice; compare and contrast different surgeons' approaches to the medical cosmetic aspects of the hair transplant procedure, including designing hairlines and height in the eyebrows; discuss the latest development in hair follicle cloning, regeneration and instruments that can be used for both Strip and FUE transplantation; discuss the diagnosis and medical treatment of scarring and non-scarring alopecia including the recent development of Janus kinase inhibitors for the treatment of alopecia areata and the possible role of JAK inhibitors in the normal hair cycle and implications for androgenetic alopecia and hair transplant; and determine the appropriate candidate for hair transplantation.

Marc R. Avram, MD; Brett King, MD, PhD

MC246 Advanced Closures in Daily Practice ♦

Learning Objectives: At the conclusion of this session, participants should be able to: choose appropriate closures available for various types of surgical defects; review techniques for primary closure methods (e.g., sutures, adhesives, subcuticular), flaps (e.g., bilobed, rhombic, advancement, rotation) and staged flaps (e.g., nasolabial interpolation flap, forehead flap); enhance knowledge of skin substitutes, and appropriately perform cutaneous closures with a focus on patient safety, optimal wound healing and minimal scarring.

John G. Albertini, MD; Anna A. Bar, MD; Daniel B. Eisen, MD; Matthew J. Mahlberg, MD

MC247 Horror Stories

Learning Objectives: At the conclusion of this session, participants should be able to: identify red flags during the initial patient encounter; obtain proper consent and expectations of all cosmetic patients; professionally and gracefully resolve issues with manipulative patients; protect staff from issues; and identify mistakes and improve based on lessons learned.

Jean D. Carruthers, MD; Jody A. Comstock, MD; Greg S. Morganroth, MD; Jeanine B. Downie, MD

MC248 Scar Wars ♦

Learning Objectives: At the conclusion of this session, participants should be able to: identify the different types of scars and various techniques that can enhance scar revision; recite the various goals of scar revision and the expected outcomes of available treatments; demonstrate competence in the evaluation of scars; share clinical pearls, surgical tips and laser parameters for treatment of acne, surgical, burn and traumatic scars; review advanced surgical and laser techniques for scar reconstruction including laser-assisted drug delivery, Z-plasty, skin replacement and scar contracture release; explain the indications, algorithms and limitations of laser and light modalities used in the treatment of scars; select and employ the appropriate treatment option; and provide optimal management of patients with various types of disfiguring scars.

Rebecca D. Baxt, MD; Peter R. Schumaker, MD; Jill S. Waibel, MD; Nazanin A. Saedi, MD

MC249 Management of Melanoma and Pigmented Lesions ♦

Learning Objectives: At the conclusion of this session, participants should be able to: appropriately diagnose and stage melanoma patients; select the most efficacious surgical and nonsurgical approaches for melanoma and pigmented lesions; describe treatment options for advanced disease including targeted therapy and immune checkpoint inhibitors; and recognize side effects of systemic treatments.

Philip A. Friedlander, MD; Roy C. Grekin, MD; Erica H. Lee, MD

4 – 5:15 P.M. QUEST SHARED INTEREST GROUPS (SIGs)

SIG204

5:15 – 5:30 P.M. TRANSITION BREAK

5:30 – 7 P.M. NETWORKING RECEPTION AND SILENT AUCTION IN EXHIBIT HALL ♦

All registered attendees and exhibitors are invited to enjoy cocktails, hors d'oeuvres, entertainment and fun at the 16th Annual ASDS Silent Auction in the Exhibit Hall. (*Elite Hall*)

Bid on exciting items such as restaurant, hotel and department store gift certificates, concert & sporting event tickets, artwork, fine wines, collectibles, gift baskets, "day with a doctor," electronics, surgical instruments and educational offerings, to name a few!

Proceeds benefit ASDS programs and educational initiatives.

7:15 – 8:15 P.M. RESIDENT NETWORKING RECEPTION

Complimentary beverages and hors d'oeuvres; advance registration required.

This special event is planned for those interested in networking among dermatologic surgery resident peers.

Graciously supported by La Roche-Posay and SkinCeuticals.



ASDS Circle of Excellence Program

Demonstrate mastery of core areas of dermatologic surgery and distinguish yourself among peers, patients and referring physicians by earning an ASDS Circle of Excellence designation.

ASDS members earn the designation by participating in and documenting required learning activities, then successfully completing a self-assessment. Soft-tissue fillers designation is now available!

Learn more at asds.net/e-learning



ALL Morning Masters are open ONLY TO PHYSICIANS unless marked with the ♦ symbol.

7:15 – 8:30 A.M. RESIDENT / POST-RESIDENCY TRAINEE / YOUNG DERMATOLOGIC SURGEON HOSPITALITY SUITE

Complimentary food and beverages available.



Graciously supported by Merz North America

7:15 – 8:30 A.M. MORNING MASTERS

Advance registration is strongly encouraged to obtain the Morning Master of your choice. These sessions, with a cost of \$60, include a light continental breakfast, are limited by available seating and may be closed at on-site registration. Please see registration form.

AB301 Literature Review of Management of Skin Cancers ♦

Learning Objectives: At the conclusion of this session, participants should be able to: identify the pertinent literature from the preceding year as it relates to treatment of cutaneous malignancies including BCC, SCC, lentigo maligna and MMIS, Merkel cell carcinoma, sebaceous carcinoma, eccrine carcinoma, spindle cell cancers and cutaneous sarcomas; and outline the strengths and limitations of this literature as it pertains to implementation into daily practice.

Emily J. Fisher, MD; Andrea T. Murina, MD; Suzanne Olbricht, MD; Anthony M. Rossi, MD

AB302 Core Curriculum: Neuromodulators

Learning Objectives: At the conclusion of this session, participants should be able to: explain the relationship between anatomy and neuromodulator therapy; select the appropriate neuromodulator for patient treatment; highlight basic / upper face uses including treatment of the glabella, crow's feet, forehead, etc.; recite advanced / lower face uses including platysma, gummy smile, mentalis, lips, etc.; and relate the difference between "possible" and "desirable" in cosmetic outcomes with a focus on patient safety.

Katie Belezny, MD, FRCPC; Cheryl M. Burgess, MD; Suzanne Bruce, MD; Alastair Carruthers, FRCPC

AB303 Back to the Bilobed ♦

Learning Objectives: At the conclusion of this session, participants should be able to: recognize the indications for a bilobed flap repair; describe the design principles of the bilobed flap; demonstrate and describe key steps to flap execution; and identify and apply modifications of the bilobed to appropriate defects

Jeremy R. Etzkorn, MD; Michelle F. Henry, MD; Ian A. Maher, MD

AB304 Managing Ethnic Skin, Melasma and Dyschromia ♦

Learning Objectives: At the conclusion of this session, participants should be able to: recognize the myriad ways that melasma can clinically present; relate new insights into the disease process of melasma; explore various treatment options for melasma and when treatment is not an option (treatment failures); employ interpersonal communication skills for the patient with melasma; describe the new advances in the pathogenesis of melasma; utilize new technologies in treatment of melasma; select appropriate therapeutic options (topical versus peels versus lasers); and appropriately manage complications.

Vivian W. Bucay, MD; Pearl E. Grimes, MD; Wendy E. Roberts, MD

AB305 Mennaissance: Unique Aspects of Treatment of the Male

Learning Objectives: At the conclusion of this session, participants should be able to: review male facial anatomy and contour and how it contributes to male beauty and masculinity; determine the appropriate type and dosages of neuromodulators and fillers for the male face; outline different treatment combinations for men that incorporate lasers, other devices and cosmeceuticals; and evaluate the male aesthetic market and tools to increase its size.

Michael E. Eidelman, MD; Terrence Keaney, MD; Ellen S. Marmur, MD

7:15 – 8:30 A.M. GENERAL SESSIONS

GD310 The MOCarena: Fun with Self-assessment

The MOC Session is a high-energy, interactive session where physicians with lifetime certification square off against dermatologists required to satisfy Dermatology Maintenance of Certification requirements. Earn 25 ABD-MOC self-assessment credits and see who will be victorious: the Seasoned Surgeons or the Smooth Operators!

Learning Objectives: At the conclusion of this session, participants should be able to: discern the type of questions that will be asked during an MOC exam; gauge their current dermatology knowledge; and better prepare for their own MOC exam experience.

David A. Laub, MD; Kavita Mariwalla, MD

OA306 Oral Abstract Presentations

Learning Objectives: At the conclusion of the session, participants should be able to: describe the different dermatologic advances being made through dermatology-conducted studies and patient treatments.

7:15 – 8:30 A.M. ADVOCACY EVENT

The Changing Landscape of Physician Payments

All members interested in what is new in reimbursement policy from Medicare and private insurers should attend this session. Learn what MACRA – the biggest change in reimbursement in 20 years – as well as MIPS and APMs will mean for practices. This interactive session features faculty who have first-hand experience with the CPT and RUC, Carrier Advisory Committee and private payers. All CAC members in attendance are asked to attend.

Invited Faculty: *Murad Alam, MD; Jeremy S. Bordeaux, MD, MPH; Mark D. Kaufmann, MD; Alexander Miller, MD*

7:15 – 8:30 A.M. QUEST SHARED INTEREST GROUPS (SIGs)

SIG301

8:30 – 8:45 A.M. TRANSITION BREAK

8:30 – 9:45 A.M. WOMEN'S DERMATOLOGIC SOCIETY BREAKFAST

Advance registration through WDS required. Call 877-WDS-ROSE or visit womensderm.org.

COLOR KEY	Cosmetic Dermatologic Surgery	General Dermatology and General Dermatologic Surgery	Reconstructive Dermatologic Surgery	Skin Cancer, Mohs Micrographic Surgery	Practice Management / Regulatory & ADAM Track	Networking, Social, Other

Sessions and events marked with the ♦ symbol are open to Office Staff/Surgical Assistants.

8:45 – 9:30 A.M. ANNUAL LAWRENCE M. FIELD, MD, HONORARY LECTURE ♦

Introduction by Lawrence M. Field, MD

Dermatologic Surgery in Pigmented Skin: Challenges Faced and Lessons Learned



Mysore Venkataram, MD, DNB, DipRCPath (London), FRCP (Glasgow), FISHRS

Pigmented skin presents several challenges for performing dermatologic surgery procedures: in the variety of shades and classification, prevalence of certain diseases and in its response to procedures.

It defies a proper classification and Fitzpatrick classification does not adequately describe it. Certain diseases such as vitiligo show prominently and cause serious stigma and are common and difficult to treat. Pigmentation and scarring responses are common, prominent and different. Tropical environments and varying cultural issues add to these challenges. Training is not easily available in developing countries, making learning difficult.

Dr. Venkataram is the Director, Consultant Dermatologist, Dermatopathologist and Hair Transplant Surgeon in Bangalore, India. He has practiced dermatologic surgery in India and Gulf areas facing these challenges over three decades while performing different procedures, both minor (chemical peels, lasers, injectables) and invasive (hair transplantation, vitiligo surgery, thread-lifts, liposuction). This lecture will describe the challenges faced in his practice and outline the lessons learned. Many of these procedures were introduced by Dr. Venkataram into Indian practice before they were being widely practiced. In particular, emphasis will be placed on vitiligo surgery and hair transplantation, which are areas of pioneering expertise for the speaker. The author also has focused on evidence-based practice and ethical issues by heading a task force that formulated standard guidelines of care for nearly 18 procedures. The issue of safety of performing procedures in patients receiving isotretinoin was the subject of a landmark multi-center study – the outcome of which proved that the procedures could be performed safely. The speaker's background of dermatopathology, also outlined in this lecture, was valuable in utilizing aesthetic procedures for the treatment of dermatological diseases.

Dr. Venkataram has provided leadership to three Indian associations in dermatology as well as cutaneous surgeons and hair restoration surgeons, and has introduced programs for fellowships, scholarship, workshops, book learning and distance learning via the web, applications and DVD made available throughout India. He will explain how this effort was valuable in making a difference in training and teaching.

This keynote address will showcase these aspects in a tribute to Lawrence M. Field, MD, who broke new ground in dermatologic surgery, epitomized teaching of dermatologic surgery across the world, instituted programs for mentorship and preceptorships, and emphasized highest standards for evidence-based treatment and ethical conduct in medical practice.

This lecture honors the monumental achievements and motivational energy of Dr. Field, who served as a catalyst for the inception of the named lecture. Within the body of the lecture, each honored speaker describes how their dermatologic careers have followed the paths and emulated the contributions charted by Dr. Field and the impact his or her life's work has made on the spread of dermatologic surgery and furthering physician education and patient care.

9:30 – 10:15 A.M. NETWORKING BEVERAGE BREAK IN EXHIBIT HALL ♦

Complimentary beverages provided. *Elite Hall*

10:20 – 11:25 A.M. GENERAL SESSIONS

CS313 Complete Facial Rejuvenation

Learning Objectives: At the conclusion of this session, participants should be able to: demonstrate the ability to combine a variety of minimally invasive cosmetic procedures; explain the available clinical data on the safety and efficacy of minimally invasive cosmetic procedures used singly and in combination; and increase the use of combination treatments as appropriate to improve cosmetic outcomes and reduce post-operative recovery.

Moderator(s): *Jean D. Carruthers, MD; Amy F. Taub, MD*

Faculty: *Macrene Alexiades-Armenakas, MD, PhD; Cheryl M. Burgess, MD; Shannon Humphrey, MD, FRCPC*

GD315 Shades of Gray: Know Your Hard-core Clinically Relevant Anatomy ♦

Learning Objectives: At the conclusion of this session, participants should be able to: identify the different areas of anatomy pertaining to dermatologic surgery; relate anatomical changes that arise from aging or other structural shifts; and recite the various danger zones inherent with different procedures.

Moderator(s): *Lisa M. Donofrio, MD; Stephen H. Mandy, MD*

10:20 a.m. Introduction

Lisa M. Donofrio, MD

10:22 a.m. Vascular Anatomy: Why Occlusion Happens and How it can be Avoided

Stephen H. Mandy, MD

10:35 a.m. How Understanding of Facial Fat Anatomy can Help Us with Filler Injections

Lisa M. Donofrio, MD

10:48 a.m. How Understanding SMAS Anatomy can Help Us with Neuromodulator Injections

Rebecca Fitzgerald, MD

11:01 a.m. How Facial Anatomy Defines Cultural Aspects of Beauty

Michael A. Kane, MD

11:14 a.m. Discussion and Wrap-up

Stephen H. Mandy, MD

PM317 The Business of Skin Care ♦

Learning Objectives: At the conclusion of this session, participants should be able to: recite tips and techniques to run a financially successful dermatology practice; explain how good employee hiring and management leads to successful practices; and explain how cosmetic procedures enhance practice success.

Moderator(s): *Diane S. Berson, MD; Ruth E. Tedaldi, MD*

10:20 a.m. Welcome and Topic Overview

Ruth E. Tedaldi, MD

10:25 a.m. Skin Care Perspectives

Leslie Baumann, MD; Patricia Farris, MD; Michael H. Gold, MD

11:10 a.m. Discussion and Wrap-up

Diane S. Berson, MD; Ruth E. Tedaldi, MD

Register now to get your first choice of courses!

COLOR KEY

Cosmetic Dermatologic Surgery

General Dermatology and General Dermatologic Surgery

Reconstructive Dermatologic Surgery

Skin Cancer, Mohs Micrographic Surgery

Practice Management / Regulatory & ADAM Track

Networking, Social, Other

Sessions and events marked with the ♦ symbol are open to Office Staff/Surgical Assistants.

10:20 – 11:25 A.M. TARGETED TALKS

These sessions are detailed talks on specific topics and are offered complimentary. To foster an intimate learning environment, space is limited and advance registration is strongly encouraged in order to obtain the session of your choice.

MC321 Case-based Coding and Billing for Skin Cancer ♦

Learning Objectives: At the conclusion of this session, participants should be able to: demonstrate an understanding of correct CPT coding for tumor resection and reconstruction to get fairly and appropriately reimbursed by third-party payors. Using real-life scenarios, participants will be able to easily apply their new knowledge of CPT coding to their everyday practice.

*George J. Hruza, MD, MBA; Alexander Miller, MD;
Michael H. Swann, MD*

MC322 How to Get the Best out of Your Interpolation Flaps ♦

Learning Objectives: At the conclusion of this session, participants should be able to: identify the indications for interpolation flaps; recite the anatomy of interpolation flaps; describe the tissue reservoirs and techniques of performing interpolation flaps; select strategies for easier post-operative course prior to interpolation flap pedicle take-down; acquire appreciation of finessing the final cosmetic outcome of interpolation flaps; and address the importance of patient relationship building in yielding high patient satisfaction with interpolation flaps.

Hayes B. Gladstone, MD; Iren Kossintseva, MD

MC323 Core Curriculum: Peels

Learning Objectives: At the conclusion of this session, participants should be able to: compare and contrast levels of chemical peeling including superficial, medium and deep depth as well as methods of peel applications; assess pigmentation, wrinkles and scarring indications in different skin colors; select the correct chemical peeling depth(s) and method(s) for each patient; utilize appropriate techniques for superficial, medium and deep chemical peeling in combination face peels; and recognize and manage complications associated with operative and post-operative peeling procedures. Core topics addressed may include comparison of peels to other resurfacing techniques and safety management.

Harold J. Brody, MD; Pearl E. Grimes, MD; Peter P. Rullan, MD

MC324 Reconstruction and Anticoagulants ♦

Learning Objectives: At the conclusion of this session, participants should be able to: discuss factors during dermatologic surgery and reconstruction that increase the risk of bleeding complications; understand the mechanism and risks associated with specific anticoagulant medications; and describe techniques that can be used both intra- and post-operatively to reduce bleeding risks.

Mariah R. Brown, MD; David R. Carr, MD; Carina Rizzo, MD

MC325 Reconstruction of the Eyes, Nose and Ears ♦

Learning Objectives: At the conclusion of this session, participants should be able to: explain the interrelated anatomy of the eyes, nose and ears; identify the areas of risk wherein distortion can occur in one anatomic area based on incorrect correction of the other; select the appropriate vector and approach to correction to ensure optimal cosmetic outcome; and avoid complications and manage as they arise.

*Glenn D. Goldman, MD; Omar A. Ibrahim, MD, PhD;
Andrea Willey, MD*

11:30 A.M. – 1:30 P.M. NETWORKING LUNCH IN EXHIBIT HALL ♦

Complimentary lunch provided; Exhibit hall closes at 2 p.m. *Elite Hall*

11:30 A.M. – 1:30 P.M. INDUSTRY ADVISORY COUNCIL LUNCH

Open to IAC Members only.

12:30 – 1:30 P.M. GOLDEN SCALPEL KNOWLEDGE BOWL BOOTH #353 IN EXHIBIT HALL

Watch residents battle for supremacy as they test their knowledge in dermatologic surgery! Complimentary. *Elite Hall*

1:30 – 1:45 P.M. TRANSITION BREAK**1:45 – 3:15 P.M. GENERAL SESSIONS****CS330 Comprehensive Non-invasive Body Contouring**

Learning Objectives: At the conclusion of this session, participants should be able to: differentiate between the indications for invasive vs. non-invasive fat removal for appropriate patient counseling; discuss the various anatomical areas appropriate for successful body contouring; explain the relative strengths and weaknesses of FDA-approved techniques and technology; identify new devices for non-invasive fat removal as well as procedural and post-procedural pain management.

Moderator(s): *Kimberly J. Butterwick, MD; Jeanine B. Downie, MD*

1:45 p.m. Introduction

Kimberly J. Butterwick, MD

1:48 p.m. Cryolipolysis: New or Difficult Areas and Practical Tips to Maximize Your Results

Kathleen M. Welsh, MD

2 p.m. My Experience with a New Non-contact 1064 Laser and What's New on the Horizon in Body Contouring

Robert A. Weiss, MD

2:12 p.m. The Business Aspects of Establishing and Maintaining a Body Contouring Practice

Marguerite A. Germain, MD

2:24 p.m. Complications of Non-invasive Body Contouring Treatments and How to Avoid Them

Vic A. Narurkar, MD

2:36 p.m. Combination Treatments for Your Body Contouring Center

Neil S. Sadick, MD

2:48 p.m. Minimally Invasive/Subcision Laser Cellulite Treatment

Michael S. Kaminer, MD

3 p.m. Panel Discussion: What Device and When? Case Studies

All Faculty

3:12 p.m. Wrap-up

Kimberly J. Butterwick, MD

More value! All Targeted Talks are complimentary. However, pre-registration is required.

Share Annual Meeting photos.

Follow @ASDSmembers and tag us in your ASDS Annual Meeting photos.

#ASDSMeeting16 and #ASDSmembers



Sessions and events marked with the ♦ symbol are open to Office Staff/Surgical Assistants.

GD332 Shark Tank: Entrepreneurs Among Us – Take a Risk or Get out of the Water!

Learning Objectives: The moderator and a panel of entrepreneurial commentators will challenge presenters on the validity of their scientific information and the practical application in a clinical setting for possible future offerings. Presenters will come away with feedback on how to turn their research into success. Learners will experience an interactive, edge-of-your seat educational experience to cap off the meeting!

Moderator(s): Ashish Bhatia, MD; Joel L. Cohen, MD

Invited Faculty: Brian S. Biesman, MD; Henry H.L. Chan, MD; Adam J. Friedman, MD; Henry W. Lim; Dieter Manstein, MD; Marte Haedersdal, MD; James Newman, MD; Josephine Polich, MD

Invited Commentator Panel: Michael H. Gold, MD; David J. Goldberg, MD, JD; Robert A. Weiss, MD

PM334 Mini-MBA: Successful Practice Management and Marketing ♦

Learning Objectives: At the conclusion of this session, participants should be able to: identify the proven methods that lead to successful practice management; recite the latest tips for cost-effective EMR, purchasing and other expense drivers; explain the techniques for efficiencies in the front- and back-office; make a plan for implementation of improvements that lead to a well-run practice; explain the best practices for effective marketing; recite the proven methods for practice marketing and patient communications; utilize data from ASDS survey results for effective dermatologic surgery marketing messages; and implement learned tips for overall improved practice marketing.

Moderator(s): Murad Alam, MD; Amy Derick, MD

Invited Faculty: Eric F. Bernstein, MD; Anne M. Chapas, MD; Glenn D. Goldman, MD; Christopher B. Harmon, MD; Gary Lask, MD; Brian D. Zelickson, MD

MC336 High-risk Skin Cancer: Multi-disciplinary Management ♦

Learning Objectives: At the conclusion of this session, participants should be able to: develop a therapeutic strategy for managing patients with high-risk skin cancer as part of a multi-disciplinary approach; implement the currently available data regarding staging for patients with high-risk skin cancer; recite the available adjuvant therapies; and implement the appropriate treatment plans for the safest and most efficacious outcome.

John A. Carucci, MD, PhD; Sarah T. Arron, MD, PhD

MC337 The V to Y Flap ♦

Learning Objectives: At the conclusion of this session, participants should be able to: describe the advantageous attributes of the V to Y flap (commonly referred to as an island pedicle flap) including strong healing pattern and vascular supply; identify the best uses for the V to Y flap such as repair of skin cancer removal wounds, as well as the most optimal anatomical sites; competently perform the technique necessary for a successful V to Y procedure including appropriate preparation of both the wound site and the flap, orientation based on adjacent skin laxity and creases; and recognize possible complications and avoid and manage as appropriate.

Ramona Behshad, MD; David R. Carr, MD; Margaret W. Mann, MD; Roberta D. Sengemann, MD

MC338 Core Curriculum: Lasers

Learning Objectives: At the conclusion of this session, participants should be able to: relay the basics about laser physics and the fundamentals of cutaneous laser surgery; demonstrate safe and effective use of lasers; describe different types of lasers and energy-based devices and how they are used to minimize complications and maximize results; identify the most advanced techniques for combining lasers with other cosmetic treatments; indicate how to maximize patient outcomes while minimizing complications; articulate new techniques and technologies in cutaneous laser surgery; and display enthusiasm and excitement for adding more energy-based devices to their practices. Vascular lasers, Q-switched lasers, hair removal lasers, body contouring devices, fractionated lasers, ablative lasers and RF devices will be discussed.

E. Victor Ross, MD; Suzanne L. Kilmer, MD; David J. Goldberg, MD, JD; Jared R. Jagdeo, MD

1:45 – 3:15 P.M. TARGETED TALKS

These sessions are detailed talks on specific topics and are offered complimentary. To foster an intimate learning environment, space is limited and advance registration is strongly encouraged in order to obtain the session of your choice.

MC335 Natural-looking Results

Learning Objectives: At the conclusion of this session, participants should be able to: identify methods to address patients' aging concerns during consultation and develop a practical treatment plan to address both short- and long-term goals; recite the differences among patient populations based on region, gender, ethnicity and cultural factors; describe how to make a face memorable and not look like it came from a factory design; relate the importance of individualized anatomic assessments for predictable and natural-looking neuromodulator treatments; and review the evidence that support a long-term and preventative anti-aging effect from neuromodulator treatment.

Shannon Humphrey, MD, FRCPC; Ava T. Shamban, MD; Heidi A. Waldorf, MD

1:45 – 3:15 P.M. GENERAL SESSION

OA308 Oral Abstract Presentations

Learning Objectives: At the conclusion of this session, participants should be able to: describe the different dermatologic advances being made through dermatology-conducted studies and patient treatments.

3:15 – 3:30 P.M. TRANSITION BREAK

Check it out! Complete skin cancer and Mohs Micrographic Surgery track.

More value! All Targeted Talks are complimentary. However, pre-registration is required.

Register now to get your first choice of courses!

COLOR KEY	Cosmetic Dermatologic Surgery	General Dermatology and General Dermatologic Surgery	Reconstructive Dermatologic Surgery	Skin Cancer, Mohs Micrographic Surgery	Practice Management / Regulatory & ADAM Track	Networking, Social, Other
------------------	-------------------------------	--	-------------------------------------	--	---	---------------------------

Sessions and events marked with the ♦ symbol are open to Office Staff/Surgical Assistants.

3:30 – 5 P.M. GENERAL SESSIONS**CS341 Breaking Bad: True Confessions of Managing Cosmetic Complications**

Learning Objectives: At the conclusion of this session, participants should be able to: explain the various complications that can arise from even simple cosmetic procedures; identify risk factors that cause various complications; incorporate preventative measures to avoid complications; and implement procedures to manage complications as they arise. This will be an informative and uniquely presented session.

Moderator(s): *Eric F. Bernstein, MD; Nowell J. Solish, MD*

Invited Faculty:

Laser: *Mathew M. Avram, MD, JD; Roy G. Geronemus, MD; Suzanne L. Kilmer, MD*

Injectables: *Vince Bertucci, MD, FRCPC; Gregory J. Goodman, MD; Michael A. Kane, MD; Seth L. Matarasso, MD*

GD342 Cosmetic Challenges: What's My Treatment

Learning Objectives: At the conclusion of this session, participants should be able to: demonstrate the ability to combine multiple minimally invasive cosmetic treatments; and obtain optimal results in various facial cosmetic settings. Treatments to be discussed include: chemical peels, lasers, neuromodulators, fillers and skin tightening (ultrasound & radiofrequency). An audience response system will be utilized to facilitate an interactive educational experience.

Moderator(s): *Dee Anna Glaser, MD; David A. Laub, MD*

Faculty: *Jean D. Carruthers, MD; Suneel Chilikuri, MD; Mitchel P. Goldman, MD; Suzanne L. Kilmer, MD; Ava T. Shamban, MD*

RX344 Reconstructive Conundrums Masters Panel ♦

Learning Objectives: At the conclusion of this session, participants should be able to: discuss the fine points of reconstructive approaches for various anatomical locations; discuss techniques for preventing and treating possible adverse surgical outcomes at various anatomical locations; utilize excellent graft suturing techniques to lead to better cosmetic outcomes; integrate Z-plasty techniques into standard reconstructions; integrate scar revision into practices; and appreciate how fractal geometry is useful for reconstruction.

Moderator(s): *Suzanne Olbricht, MD; Kelley P. Redbord, MD*

3:30 p.m. Introduction

Suzanne Olbricht, MD

3:33 p.m. Alar Repairs: Prevention and Treatment of Notching

Iren Kossintseva, MD

3:45 p.m. The Upper Lip: Maintaining the Philtrum and Cupid's Bow

Priya Zeikus, MD

3:57 p.m. Lower Lid Repairs: Dealing with the Possibility of Ectropion

Anna A. Bar, MD

4:09 p.m. Grafts: Basting Stitch, Bolsters, Both, or Neither?

William Stebbins, MD

4:21 p.m. Medial Canthus and Root of the Nose Defects: Avoidance of Hooding and Webbing

Andrea Willey, MD

4:33 p.m. Resurfacing Scars: When and How

Arielle N.B. Kauvar, MD

4:45 p.m. Discussion and Wrap-up

Kelley P. Redbord, MD

OA309 Innovative Studies and Case Reports

Learning Objectives: At the conclusion of this session, participants should be able to: describe the different dermatologic advances being made through innovative studies and case reports.

3:30 – 5 P.M. TARGETED TALKS

These sessions are detailed talks on specific topics and are offered complimentary. To foster an intimate learning environment, space is limited and advance registration is strongly encouraged in order to obtain the session of your choice.

MC345 Blepharoplasty and Brow-lifts for the Dermatologic Surgeon

Learning Objectives: At the conclusion of this session, participants should be able to: understand the periorbital anatomy in order to maximize safety and results; articulate new techniques and advances in eyelid rejuvenation; understand the potential for unique complications in the periorbital area; recite the techniques appropriate for successful blepharoplasty; select the appropriate cosmetic eye procedure for each case; relate a clear understanding of instrumentation and techniques that are useful in this area; and identify relevant anatomic structures for blepharoplasty and possible complications.

Ronald L. Moy, MD; Steven Fagien, MD; Steven M. Rotter, MD

MC346 PR, Media and Reputation Management ♦

Learning Objectives: At the conclusion of this session, participants should be able to: explain the key elements in effective communications with the public; prepare comfortably for media interviews with magazines; identify the best social media vehicles for communicating with the public; properly employ tips for utilizing social media outlets for communication with the public; gain tips to manage online reputation; and explore public relations opportunities. Beauty directors will join the faculty to provide effective communication tips. Special Excellence in Journalism and Commitment to Skin Health and Education Awards will be presented during this session.

Faculty: *Emily Dougherty, Beauty Director, ELLE Magazine; Mona Gohara, MD; Wendy Lewis; Ellen S. Marmur, MD; Julie Schott, Beauty and Fitness Editor, ELLE Magazine*

MC347 The ITMP: International Dermatologic Surgery Scientific Contributions ♦

Learning Objectives: At the conclusion of this session, participants should be able to: articulate the value of the ASDS ITMP project in which the ITMP is working to provide international leadership in dermatologic surgery through the establishment of procedural fellowships using ASDS-developed guidelines in multiple venues; and recite why international educational exchange is crucial to foster awareness and support of dermatologic surgery education. Presentations will include surgical techniques and developments shared during international visits in order to provide clinical education to session attendees. All session attendees may share their own ideas for improving educational exchange to close training gaps in dermatology residency departments as well as comments on the surgical education shared in report visits. ITMP Outstanding Contribution Awards will be presented during this session.

Lawrence M. Field, MD; Gary J. Brauner, MD; Glenn D. Goldman, MD

Check it out! All-inclusive reconstructive dermatologic surgery track.



Attend a Quest SIGs meet-up to connect with colleagues on topics relevant to you.

Sessions and events marked with the ♦ symbol are open to Office Staff/Surgical Assistants.

3:30 – 5 P.M. HANDS-ON MINI-WORKSHOP

Advance registration is strongly encouraged in order to obtain this session. Space is limited and may be closed at on-site registration. Please see registration form for pricing.

WS350 Hands-on Mini-workshop: Soft-tissue Filler and Neuromodulator Techniques

Learning Objectives: This session offers the opportunity for small-group preceptorships by an expert, international core aesthetic faculty. At the conclusion of this session, participants should be able to: adopt an evidence-based approach to pre- and post-procedural patient assessment, treatment planning and appropriate selection of fillers and neuromodulators; recite the appropriate structural and functional facial anatomy related to injections; describe anatomical considerations to optimize procedural predictability and safety; employ increased competence in patient counseling for injectable procedures; plan approaches to optimize outcomes including accurate placement of fillers and neuromodulators at appropriate injection sites and performance of various techniques to optimize efficiency; use ancillary procedures when necessary to obtain the best cosmetic outcome; identify new techniques and advances in the clinical use of soft-tissue fillers and neuromodulators; and implement strategies for avoidance and management of complications and maximize injectable safety.

This course is offered at two levels (beginner and intermediate/advanced). Participants will gain hands-on experience practicing basic and complex techniques for the injection of soft-tissue fillers and neuromodulators under faculty guidance. The course features high-fidelity, prosectable, cutaneous surgical training models that accurately simulate anatomy, including sub-mucosal structure, allowing for realistic practice that is not standard in training programs. Training in the use of blunt micro-cannulas, injection at different tissue planes, determination of appropriate toxin dosages, and clinical applications of recent research into facial fat compartments and filler and neuromodulator science are included.

Moderators: *Miriam P. Cummings, MD; Hema Sundaram, MD*

Invited Faculty: *Chytra V. Anand, MD; Andre Vieira Braz, MD ; Wayne D. Carey, MD; Daniel Cassuto, MD; Alastair Carruthers, FRCPC; M. Laurin Council, MD; Steven Fagien, MD; Rebecca Fitzgerald, MD; Sahar Foad Ghannam, MD; Gregory J. Goodman, MD; Michelle F. Henry, MD; Carolyn I. Jacob, MD; Michael S. Kaminer, MD; Marina Landau, MD; Guy G. Massry, MD; Suzan Obagi, MD; David M. Ozog, MD; Kristel Polder, MD; Kristine A. Romine, MD; Joel Schlessinger, MD; Atchima Suwanchinda, MD; Jonathan M. Sykes, MD; Mark M. Taylor, MD; Craig F. Teller, MD; Danny Vleggaar, MD; Robert A. Weiss, MD; Julie Woodward, MD; Sabine Zenker, MD*

5:15 - 6:15 P.M. SkinPAC RECEPTION (invitation-only)

Join ASDS/A President Naomi Lawrence, MD, Federal Affairs Work Group Chair Murad Alam, MD, and SkinPAC Chair Lawrence J. Green, MD, at this SkinPAC event (the American Academy of Dermatology Association's political action committee).

7 – 11 P.M. ELEVENTH ANNUAL GALA RECEPTION, DINNER AND DANCE ♦

Tickets are required for attendance; \$145 per person

All attendees are invited to an evening of camaraderie, entertainment and celebration! The evening will start with a private tour of the world-famous Blaine Kern's Mardi Gras World. You will have an opportunity to get up-close-and-personal with all of the exhibitions. The evening will continue with an elegant dinner and dancing with one of the liveliest bands around. This event supports the ASDS Dermatology Advancement Fund. Advance purchase is strongly encouraged as space is limited to this VIP event. Please indicate your participation on the registration form. Transportation will be provided.

Matching Funds Supporter: *The Allergan Foundation* 

SUNDAY, NOVEMBER 13

7:30 – 11:30 A.M. ADVANCED CARDIAC LIFE SUPPORT RENEWAL COURSE

Advance registration and fee required; \$229 members and residents; \$299 non-members. See registration form.

WS402 Hands-on Workshop: Advanced Cardiac Life Support Renewal Course

ACLS is for health care providers who either direct or participate in the resuscitation of a patient, whether in or out of a hospital. Through the ACLS course, providers will enhance their skills in the treatment of the adult victim of a cardiac arrest or other cardiopulmonary emergencies. The Renewal Course is intended for students who have a current ACLS card. Following completion of this session, participants should be able to demonstrate the appropriate procedures/responses for the conditions within the following core modules:

- Respiratory Arrest
- VF Treated with CPR & AED
- VF/Pulseless VT
- Pulseless Electrical Activity (PEA)
- Asystole
- Bradycardia
- Acute Stroke
- Unstable Tachycardia
- Stable Tachycardia

Upon successful completion of the course, each student will receive a two-year American Heart Association ACLS Provider Card. All students will be required to complete the online study material and bring a printed copy of the completed pre-test.

Sessions and events marked with the ♦ symbol are open to Office Staff/Surgical Assistants.

8 – 11:30 A.M. GENERAL SESSIONS

Includes complimentary breakfast buffet.

8 – 9:30 A.M.

GD403 Stellar Anatomy Videos ♦

Learning Objectives: At the conclusion of this session, participants should be able to: identify key anatomic relationships critical to avoid catastrophic events during soft-tissue filler injections; recognize surface anatomic landmarks that will facilitate ideal neuromodulator placement; locate key dissection planes that will facilitate tumor resection; maximize surgical reconstructive outcomes; and visualize commonly encountered facial zones and planes at risk for motor nerve injury.

Moderator(s): Michael R. Migden, MD; Joseph Sobanko, MD

Invited Faculty: Jeremy R. Etzkorn, MD; Nirusha Lachman, PhD

8:30 – 9:30 A.M.

CS401 Cosmetic Tweets

Learning Objectives: At the conclusion of this session, participants should be able to: demonstrate new knowledge of cosmetic dermatologic procedures; select products and techniques to maximize results and minimize complications; and recite “nuggets” of information that experts have discovered.

Moderator(s): Annie Chiu, MD; Jennifer L. Reichel, MD

Invited Faculty: Murad Alam, MD; Kristin M. Baird, MD; R. Sonia Batra, MD; Cameron Chesnut, MD; Suneel Chilukuri, MD; Lisa K. Chippis, MD; Hayes B. Gladstone, MD; DeEtta M. Gray, MD; Roslyn George, MD; Jeremy B. Green, MD; Deirdre O’Boyle Hooper, MD; Sarah C. Jackson, MD; Melissa Levin, MD; Bruce E. Katz, MD; Zakia Rahman, MD; Neil S. Sadick, MD; Wm. Phillip Werschler, MD; Ashley Wysong, MD; Josh Ziechner, MD

8:30 – 11:30 A.M. HANDS-ON WORKSHOP

Advance registration is strongly encouraged in order to obtain this session. Space is limited and may be closed at on-site registration. Please see registration form for pricing. Residents and Post-residency Trainees only.

WS410 Hands-on Workshop: Tumor Excision and Wound Repair

Learning Objectives: At the conclusion of this session, participants should be able to: demonstrate increased competence in patient positioning and instrument handling for all procedures; properly excise tumors using both standard and Mohs techniques; execute complex linear closures, Z-plasty repairs, and rotation and advancement flaps; and finesse closure techniques they already know with pearls from experts in the field. Specifically targeted for residents and post-residency trainees, this activity offers hands-on experience featuring high-fidelity cutaneous surgical models. These models accurately simulate anatomy, including sub-mucosal structure, allowing for realistic hands-on practice. In order to maximize hands-on experience with models, all didactic materials will be available electronically in the anatomy lab for self-directed learning.

Moderator(s): M. Laurin Council, MD; Allison M. Hanlon, MD, PhD

Invited Faculty: Natalie M. Curcio, MD; Eva A. Hurst, MD; Vanessa C. Lichon, MD; Christie G. Regula, MD; Roberta D. Sengelmann, MD; William Stebbins, MD; Rebecca C. Tung, MD

Supported by Ethicon **ETHICON** Shaping the future of surgery

9:30 – 11 A.M.

PD400 Front-row Seat: Interactive Injectable Demonstrations with the Masters

Learning Objectives: This is a unique session where simultaneous injections will be performed by masters on different anatomical areas, with learners rotating for chair-side viewing. The goal is to allow small groups of learners to be up close and personal during injections, ask questions of partnered injectors, and benefit from a more interactive learning environment compared to the standard stage demonstrations and large, passive-audience observance. At the conclusion of this session, participants should be able to: identify the key anatomic features relevant to safe and optimal soft-tissue filler and neuromodulator injections; effectively assess patients for aging and other areas of needed correction; select the appropriate soft-tissue filler and/or neuromodulator to match the patient’s needs; implement new injection strategies and techniques; and recognize danger areas and potential complications. In order to avoid or manage as appropriate.

Moderator(s): Ashish Bhatia, MD; Jeffrey T.S. Hsu, MD

Invited Faculty: Kyle Coleman, MD; Lisa M. Donofrio, MD; Timothy C. Flynn, MD; Naomi Lawrence, MD; Mary P. Lupo, MD; Melanie Palm, MD, MBA; E. Victor Ross, MD

9:30 – 11:30 A.M.

PM405 Dermatologic Surgery Film School: Getting the Most from Your iPhone ♦

Learning Objectives: At the conclusion of this session, participants should be able to: demonstrate how to frame shots using their mobile device; optimize sound and video quality; effectively shoot and capture video; employ simple editing options; and easily share video creations with others.

Moderator(s): Ramona Behshad, MD; Suneel Chilukuri, MD

Invited Faculty: Jason J. Emer, MD; H.L. Greenberg, MD; Dennis A. Porto, MD

9:30 – 11:30 A.M.

RX409 Dermatopathology Diagnostics ♦

Learning Objectives: At the conclusion of this session, participants should be able to: describe the critical role of dermatopathology and provision of accurate, clear and prompt diagnoses; describe key elements in successful partnerships between dermatopathologists and dermatologists; and relate the latest information on non-invasive tests available to aid in the clinical diagnosis of skin cancer. A collection of interesting cases will be presented through the gracious collaboration of members of the Zola Cooper Foundation.

Moderator(s): Maral K. Skelsey, MD; Travis Vandergriff, MD

Invited Faculty: Pedram Gerami, MD; Oritz Markowitz, MD; Zola Cooper Presenters

11:30 A.M. MEETING ADJOURNS

Program participants and timing are subject to change.

Social events are subject to change based on participation levels.

COLOR KEY	Cosmetic Dermatologic Surgery	General Dermatology and General Dermatologic Surgery	Reconstructive Dermatologic Surgery
	Skin Cancer, Mohs Micrographic Surgery	Practice Management / Regulatory & ADAM Track	Networking, Social, Other

Visit the Exhibit Hall to Build a Better Practice ♦

Build a better practice with the most innovative products and services on the market. More than 120 companies will be exhibiting in New Orleans to help you find the best solutions to fulfill all of your patient and practice needs!

There are over 12 hours of unopposed exhibit time scheduled for you to peruse the hall in search of the latest technologies in skin cancer detection, soft-tissue fillers, anti-aging serums, sun protection, fat-reduction lasers, laboratory services, instruments, patient and credit card financing, electronic medical records software and so much more. In addition to products and services, the following activities are planned in the exhibit hall:

- Complimentary daily lunches
- Complimentary daily beverage breaks
- Phone charging stations
- Welcome Reception Thursday evening
- Networking Reception and Silent Auction Friday evening, Booth #353
- Tote bag and CME Certificate pick-up at the ASDS Resource Center, Booth #343
- Free Photo Friday at the ASDS Resource Center, Booth #343

Exhibit Hours:

Thursday, November 10 11:30 a.m. – 7 p.m.

- Lunch 11:30 a.m. – 1:30 p.m.
- Beverage Break 2:45 – 3:45 p.m.
- Welcome Reception 5:30 – 7 p.m.

Friday, November 11 10 a.m. – 7 p.m.

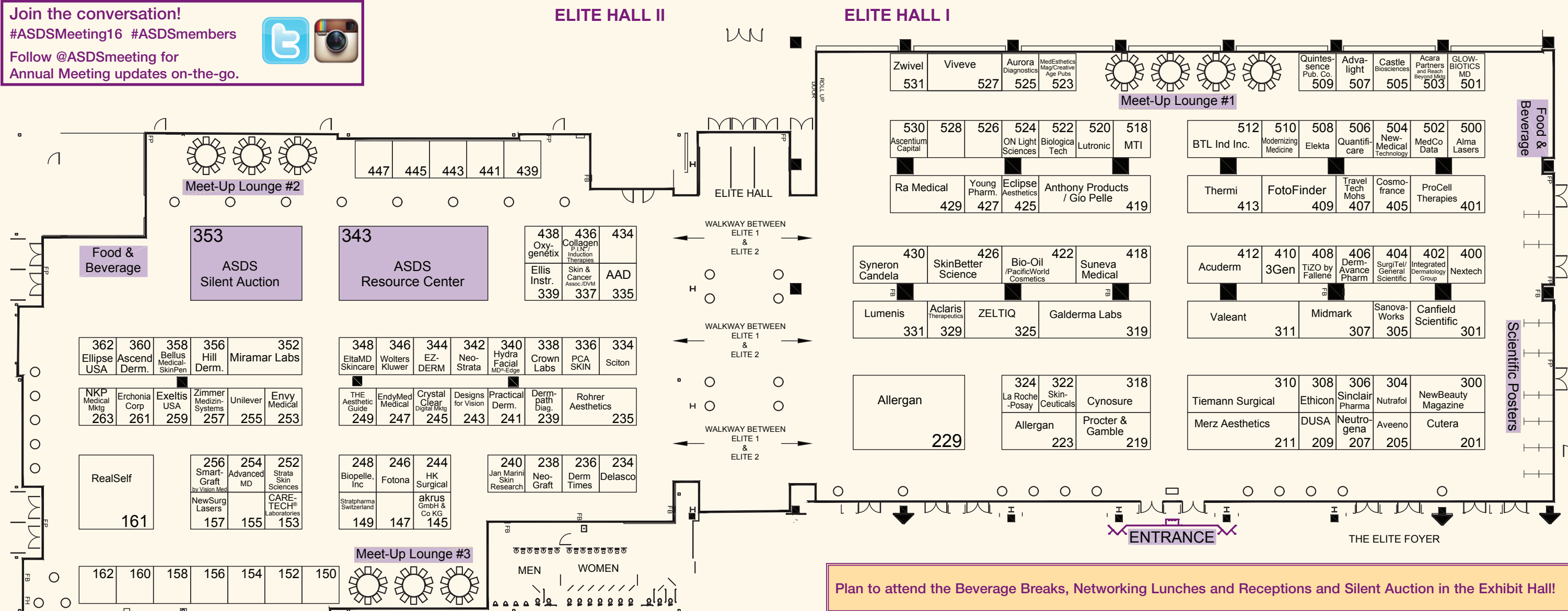
- Beverage Break 10 – 10:45 a.m. and 3 – 4 p.m.
- Lunch 11:30 a.m. – 1:30 p.m.
- Networking Reception & Silent Auction 5:30 – 7 p.m.

Saturday, November 12 9:30 a.m. – 2 p.m.

- Beverage Break 9:30 – 10:15 a.m.
- Lunch 11:30 a.m. – 1:30 p.m.



Join the conversation!
 #ASDSMeeting16 #ASDSmembers
 Follow @ASDSmeeting for Annual Meeting updates on-the-go.



Plan to attend the Beverage Breaks, Networking Lunches and Receptions and Silent Auction in the Exhibit Hall!

3Gen Inc. 410
 31521 Rancho Viejo Road, Suite 104
 San Juan Capistrano, CA 92675
 Phone: 949-481-6384
www.derm-lite.com

A

Acara Partners and Reach Beyond Marketing 503
 500 E. Main Street, Suite 216
 Branford, CT 06405
 Phone: 203-488-0028
www.acarapartners.com

Aclaris Therapeutics, Inc. 329
BRASS PARTNER / INDUSTRY ADVISORY COUNCIL MEMBER
 101 Lindenwood Drive, Suite 400
 Malvern, PA 19355
 Phone: 484-324-7933
www.aclaristx.com

Acuderm 412
 5370 NW 35 Terrace, Suite 106
 Ft. Lauderdale, FL 33309
 Phone: 954-733-6935
www.acuderm.com

Advalight 507
 1850 Diamond St., Suite 104
 San Marcos, CA 92078
 Phone: 214-912-9177
www.advalight.com

AdvancedMD 254
 10876 S. River Front Pkwy., Suite 400
 South Jordan, UT 84095
 Phone: 801-984-9500
www.advancedmd.com

THE Aesthetic Guide 249
 130 Vantis
 Aliso Viejo, CA 92656
 Phone: 949-830-5409
www.miiinews.com

akrus GmbH & Co KG 145
 Otto Hahn Str. 3
 25337 Elmshorn
 Germany
 Phone: +49 4121 791930
www.akrus.de

Allergan 223 & 229
DIAMOND PARTNER / INDUSTRY ADVISORY COUNCIL MEMBER
 2525 Dupont Drive
 Irvine, CA 92612
 Phone: 858-922-4714
www.allergan.com

Alma Lasers 500
 485 Half Day Road, Suite 100
 Buffalo Grove, IL 60089
 Phone: 224-377-2000
www.almalasers.com

American Academy of Dermatology (AAD) 335
 930 E. Woodfield Road
 Schaumburg, IL 60173
 Phone: 866-503-7546
www.aad.org

American Society for Dermatologic Surgery (ASDS) 343
 5550 Meadowbrook Drive, Suite 120
 Rolling Meadows, IL 60008
 Phone: 847-956-0900
www.asds.net

Anthony Products / Gio Pelle 419
 7740 Records St.
 Indianapolis, IN 46226
 Phone: 800-428-1610
www.anthonypproducts.com

Ascend Dermatology 360
 6233 Bankers Road, Suite 3
 Mount Pleasant, WI 53403-9700
 Phone: 262-898-4400
www.ascenddermatology.com

Ascentium Capital 530
 23970 Highway 59 North
 Kingwood, TX 77339
 Phone: 281-902-1946
www.ascentiumcapital.com

Aurora Diagnostics 525
 11025 RCA Center Drive, Suite 300
 Palm Beach Gardens, FL 33410
 Phone: 561-626-5512
www.auroradx.com

Aveeno 205
 199 Grandview Road
 Skillman, NJ 08558
 Phone: 866-428-3366
www.aveenomd.com

B

Bellus Medical – SkinPen 358
 12001 N. Central Expressway, Suite 250
 Dallas, TX 75243
 Phone: 888-372-3982
www.bellusmedical.com

Biologica Technologies 522
 2800 Roosevelt St.
 Carlsbad, CA 92008
 Phone: 800-677-6610
www.biologicatechnologies.com

Bio-Oil / Pacific World Cosmetics 422
 75 Enterprise, Suite 300
 Aliso Viejo, CA 92656
 Phone: 949-297-9073
www.biooilhealth.com

Biopelle, Inc. 248
 780 W. 8 Mile Road
 Ferndale, MI 48220
 Phone: 866-424-6735
www.biopelle.net

BTL Industries, Inc. 512
 47 Loring Drive
 Framingham, MA 01702
 Phone: 866-285-1656
www.btl-aesthetics.com

C

Canfield Scientific, Inc. 301
 253 Passaic Ave.
 Fairfield, NJ 07004
 Phone: 973-276-0336
www.canfieldsci.com

CARE-TECH Laboratories, Inc. 153
 3224 South Kingshighway Blvd.
 St. Louis, MO 63139
 Phone: 314-772-4610
www.caretechlabs.com

Castle Biosciences, Inc. 505
 820 S. Friendswood Drive, Suite 201
 Friendswood, TX 77546
 Phone: 866-788-9007
www.castlebiosciences.com

Collagen P.I.N. / Induction Therapies ... 436
 780 S. Shelby Street
 Louisville, KY 40203
 Phone: 877-746-4407
www.collagenpin.com

CosmoFrance Inc. 405
 1444 Biscayne Blvd., Suite #218
 Miami, FL 33132
 Phone: 305-538-0110
www.cosmo-france.net

Crown Laboratories, Inc. 338
 349 Lefe Cox Drive
 Johnson City, TN 37604
 Phone: 423-926-4413
www.crownlaboratories.com

Crystal Clear Digital Marketing 245
 5750 Major Blvd., Suite 500
 Orlando, FL 32819
 Phone: 888-611-8279
www.crystalcleardigitalmarketing.com

Cutera 201
 3240 Bayshore Blvd.
 Brisbane, CA 94005
 Phone: 415-657-5500
www.cutera.com

Cynosure 318
BRASS PARTNER / INDUSTRY ADVISORY COUNCIL MEMBER
 5 Carlisle Road
 Westford, MA 01886
 Phone: 800-886-2966
www.cynosure.com

D

Delasco 234
 608 13th Ave.
 Council Bluffs, IA 51501
 Phone: 712-323-3269
www.delasco.com

Dermatology Times 236
 485 F Route One South, Suite 210
 Iselin, NJ 08830
 Phone: 732-346-3089
www.dermatologytimes.com

DermAvance Pharmaceuticals 406
 274 W. Lancaster Ave., Suite 200
 Malvern, PA 19355
 Phone: 484-568-0306
www.dermavance.com

DermPath Diagnostics 239
 3 Giralda Farms
 Madison, NJ 07940
 Phone: 973-520-2793
www.dermathdiagnostics.com

Designs for Vision, Inc. 243
 760 Koehler Ave.
 Ronkonkoma, NY 11779
 Phone: 800-345-4009
www.designsforvision.com

DUSA Pharmaceuticals 209
BRASS PARTNER / INDUSTRY ADVISORY COUNCIL MEMBER
 25 Upton Drive
 Wilmington, MA 01887
 Phone: 978-657-7500
www.dusapharma.com

E

Eclipse Aesthetics 425
 13988 Diplomat Drive, Suite 160
 Dallas, TX 75234
 Phone: 972-380-2911
www.eclipseaesthetics.com

Elekta 508
 400 Perimeter Center Terrace, Suite 50
 Atlanta, GA 30346
 Phone: 770-300-9725
www.elekta.com

Ellipse USA 362
 1515 E. 9th Ave., Suite 108
 Denver, CO 80218
 Phone: 720-441-3974
www.ellipseusa.com

Ellis Instruments 339
 21 Cook Ave.
 Madison, NJ 07940
 Phone: 973-593-9222
www.ellisinstruments.com

EltaMD Skincare 348
 2055 Luna Road, #126
 Carrollton, TX 75006
 Phone: 800-633-8872
www.eltamd.com

EndyMed Medical Inc. 247
 790 Madison Ave., Suite 402
 New York, NY 10065
 Phone: 212-772-0077
www.endymed.com

Envy Medical 253
 31340 Via Colinas, Suite 101
 Westlake Village, CA 91362
 Phone: 818-483-1686
www.envymedical.com

Erchonia Corporation 261
 2021 Commerce Drive
 McKinney, TX 75069
 Phone: 888-242-0571
www.erschonia.com

Ethicon US LLC 308
COPPER PARTNER / INDUSTRY ADVISORY COUNCIL MEMBER
 4545 Creek Road
 Cincinnati, OH 45242
 Phone: 513-337-7000
www.ethicon.com

Exeltis USA 259
 180 Park Ave., Suite 101
 Florham Park, NJ 07932
 Phone: 973-324-0200
www.exeltisusa.com

EZDERM 344
 90 Cypress Way East, Suite 50
 Naples, FL 34110
 Phone: 239-260-4603
www.ezderm.com

F
FotoFinder Systems, Inc. 409
 7100 Columbia Gateway Drive, Suite 120
 Columbia, MD 21046
 Phone: 443-283-3865
www.fotofinder-systems.com

Fotona 246
 1241 Puerta Del Sol
 San Clemente, CA 92673
 Phone: 949-276-6650
www.fotona.com

G
Galderma Laboratories 319
PLATINUM PARTNER / INDUSTRY ADVISORY COUNCIL MEMBER
 14501 N. Freeway
 Fort Worth, TX 76177
 Phone: 817-961-5000
www.galderma.com

GLOWBIOTICS MD 501
 5080 N. 40th St., #375
 Phoenix, AZ 85018
 Phone: 602-393-4668
www.glowbiotics.com

H
Hill Dermaceuticals, Inc. 356
 2650 S. Mellonville Ave.
 Sanford, FL 32773
 Phone: 407-323-1887
www.hillderm.com

HK Surgical 244
 1271 Puerta del Sol
 San Clemente, CA 92673
 Phone: 800-909-0060
www.hksurgical.com

HydraFacial MD – Edge Systems 340
 2277 Redondo Ave.
 Signal Hill, CA 90755
 Phone: 800-603-4996
www.edgeforlife.com

I
Integrated Dermatology Group 402
 902 Clint Moore Road, Suite 226
 Boca Raton, FL 33487
 Phone: 561-314-2000
www.mydermgroupp.com

J
Jan Marini Skin Research Inc. 240
 5883 Rue Ferrari
 San Jose, CA 95138
 Phone: 408-620-3600
www.janmarini.com

L
La Roche-Posay 324
BRASS PARTNER / INDUSTRY ADVISORY COUNCIL MEMBER
 575 Fifth Ave., 20th Floor
 New York, NY 10017
 Phone: 212-646-5823
www.laroche-posay.com

Lumenis 331
BRASS PARTNER / INDUSTRY ADVISORY COUNCIL MEMBER
 2033 Gateway Place, Suite 200
 San Jose, CA 95110
 Phone: 408-764-3000
www.lumenis.com

Lutronic 520
 1 North Ave., Suite C
 Burlington, MA 01803
 Phone: 603-560-5103
www.lutronic.com

M
MedCo Data 502
 2002 N. Lois Ave., Suite 600
 Tampa, FL 33607
 Phone: 813-321-1550
www.medcodata.com

MedEsthetics Magazine / Creative Age Publications 523
 7628 Densmore Ave.
 Van Nuys, CA 91406
 Phone: 818-782-7328
www.medestheticsmag.com

Merz Aesthetics 211
PLATINUM PARTNER / INDUSTRY ADVISORY COUNCIL MEMBER
 6501 Six Forks Road
 Raleigh, NC 27615
 Phone: 919-582-8000
www.merzusa.com

Midmark Corporation 307
 60 Vista Drive
 Versailles, OH 45380
 Phone: 800-643-6275
www.midmark.com

Miramar Labs 352
BRASS PARTNER / INDUSTRY ADVISORY COUNCIL MEMBER
 2790 Walsh Ave.
 Santa Clara, CA 95051
 Phone: 650-740-5245
www.miraDry.com

Modernizing Medicine 510
 3600 FAU Blvd., Suite 202
 Boca Raton, FL 33431
 Phone: 561-880-2998
www.modmed.com

MTI 518
 3655 W. Ninigret Drive
 Salt Lake City, UT 84104
 Phone: 801-875-4906
www.mti.net

N
NeoGraft 238
 419 Southfork Drive
 Lewisville, TX 75057
 Phone: 972-219-5600
www.neograft.com

NeoStrata Company, Inc. 342
 307 College Road East
 Princeton, NJ 08540
 Phone: 609-986-2939
www.neostratapro.com

Neutrogena 207
BRASS PARTNER / INDUSTRY ADVISORY COUNCIL MEMBER
 5760 West 96th St.
 Los Angeles, CA 90045
 Phone: 866-948-6883
www.neutrogenamd.com

NewBeauty Magazine 300
 3651 NW 8th Ave., Suite 200
 Boca Raton, FL 33431
 Phone: 561-961-7718
www.newbeauty.com

NewMedical Technology 504
 310 Era Drive
 Northbrook, IL 60062
 Phone: 847-412-1000
www.silagen.com

NewSurg Lasers 157
 1934 Hilltown Pike, Suite 300
 Hilltown, PA 18927
 Phone: 708-771-2200
www.newsurg.com

Nextech 400
 5550 W. Executive Dr., Suite 350
 Tampa, FL 33609
 Phone: 813-425-9200
www.nextech.com

NKP Medical Marketing 263
 8939 S. Sepulveda Blvd., Suite 320
 Los Angeles, CA 90045
 Phone: 866-539-2201
www.nkpmmedical.com

Nutrafol 304
BRASS PARTNER / INDUSTRY ADVISORY COUNCIL MEMBER
 28 West 27th St., 2nd Floor c/o GGA
 New York, NY 10001
 Phone: 888-454-3320
www.nutrafol.com

O

- ON Light Sciences** 524
7852 Starward Drive
Dublin, CA 94568
Phone: 844-466-5444
www.onlightsciences.com
- Oxygenetix Institute Inc.** 438
9663 Santa Monica Blvd., Suite 223
Beverly Hills, CA 90210
Phone: 888-500-1672
www.oxygenetix.com

P

- PCA SKIN** 336
6710 East Camelback Road, Suite 230
Scottsdale, AZ 85251
Phone: 480-946-7221
www.pcaskin.com
- Practical Dermatology** 241
1008 Upper Gulph Road
Wayne, PA 19087
Phone: 609-922-0337
www.practicaldermatology.com
- ProCell Therapies** 401
877 Bay Esplanade
Clearwater Beach, FL 33767
Phone: 802-999-4999
www.ProCellTherapies.com
- Procter & Gamble** 219
BRASS PARTNER / INDUSTRY ADVISORY COUNCIL MEMBER
2 Procter & Gamble Plaza
Cincinnati, OH 45202
Phone: 513-983-8504
www.pgdermatology.com

Q

- Quantificare** 506
1710 S. Amphlett Blvd., Suite 318
San Mateo, CA 94402
Phone: 510-868-0737
www.quantificare.com
- Quintessence Publishing Co., Inc.** 509
4350 Chandler Drive
Hanover Park, IL 60133
Phone: 630-736-3600
www.quintpub.com

R

- Ra Medical Systems, Inc.** 429
1930 Kellogg Ave.
Carlsbad, CA 92008
Phone: 760-804-1648
www.ramed.com
- RealSelf** 161
BRASS PARTNER / INDUSTRY ADVISORY COUNCIL MEMBER
542 1st Ave. South, Suite 200
Seattle, WA 98104
Phone: 206-304-7815
www.realself.com
- Rohrer Aesthetics, LLC** 235
105 Citation Court
Homewood, AL 35209
Phone: 205-940-2200
www.rohreraesthetics.com

S

- SanovaWorks** 305
377 Park Avenue South, 6th Floor
New York, NY 10016
Phone: 646-736-4330
www.sanovaworks.com

- Sciton** 334
BRASS PARTNER / INDUSTRY ADVISORY COUNCIL MEMBER
925 Commercial St.
Palo Alto, CA 94303
Phone: 650-493-9155
www.sciton.com

- Sinclair Pharma USA** 306
COPPER PARTNER / INDUSTRY ADVISORY COUNCIL MEMBER
1 Technology Drive, Suite F211
Irvine, CA 92618
Phone: 951-734-7701
www.instalift.com

- Skin & Cancer Associates/Advanced Dermatology Management** 337
1111 Park Centre Blvd., Suite 300
Miami Gardens, FL 33169
Phone: 305-623-5595
www.scacce.com

- SkinBetter Science** 426
3333 E. Camelback Road, Suite 200
Phoenix, AZ 85018
Phone: 480-765-2353
www.skinbetter.com

- SkinCeuticals** 322
BRASS PARTNER / INDUSTRY ADVISORY COUNCIL MEMBER
575 Fifth Ave., 20th Floor
New York, NY 10017
Phone: 800-771-9489
www.skinceuticals.com

- SmartGraft by Vision Medical, Inc.** 256
46 Regency Plaza
Glen Mills, PA 19342
Phone: 610-680-7676
www.smartgraft.com

- Strata Skin Sciences** 252
100 Lakeside Drive, Suite 100
Horsham, PA 19044
Phone: 215-619-3600
www.strataskin.com

- Stratpharma Switzerland** 149
Centralbahnplatz 8
CH-4051 Basel
Switzerland
Phone: +41 61 691 12 80
www.stratpharma.com

- Suneva Medical** 418
BRASS PARTNER / INDUSTRY ADVISORY COUNCIL MEMBER
5870 Pacific Center Blvd.
San Diego, CA 92121
Phone: 858-550-9999
www.sunevamedical.com

- SurgiTel/General Scientific Corporation** 404
77 Enterprise Drive
Ann Arbor, MI 48103
Phone: 800-959-0153
www.surgitel.com

- Syneron Candela** 430
530 Boston Post Road
Wayland, MA 01778
Phone: 866-259-6661
www.syneron-candela.com

T

- Thermi** 413
BRASS PARTNER / INDUSTRY ADVISORY COUNCIL MEMBER
8304 Esters Blvd., Suite 890
Irving, TX 75063
Phone: 866-981-5017
www.thermi.com

- Tiemann Surgical** 310
25 Plant Ave.
Hauppauge, NY 11788
Phone: 800-843-6266
www.georgetiemann.com

- TiZO by Fallene** 408
2495 Blvd. of the Generals, Building B, Suite 1
Norristown, PA 19403
Phone: 610-630-6800
www.tizofusion.com

- Travel Tech Mohs Services** 407
1300 E. 223rd St., Suite 411
Carson, CA 90745
Phone: 310-328-7846
www.gotmohs.com

U

- Unilever** 255
700 Sylvan Ave.
Englewood Cliffs, NJ 07632
Phone: 800-298-5018
www.unilever.com

V

- Valeant Pharmaceuticals North America, LLC** 311
BRASS PARTNER / INDUSTRY ADVISORY COUNCIL MEMBER
400 Somerset Corporate Center
Bridgewater, NJ 08807
Phone: 908-927-1400
www.valeant.com

- Viveve** 527
150 Commercial Street
Sunnyvale, CA 94086
Phone: 408-530-1900
www.viveve.com

W

- Wolters Kluwer** 346
Two Commerce Square, 2001 Market St.
Philadelphia, PA 19103
Phone: 612-259-8114
www.lww.com

Y

- Young Pharmaceuticals, Inc.** 427
2144 Berlin Turnpike
Wethersfield, CT 06109
Phone: 860-529-7919
www.youngpharm.com

Z

- ZELTIQ** 325
BRASS PARTNER / INDUSTRY ADVISORY COUNCIL MEMBER
4698 Willow Road
Pleasanton, CA 94588
Phone: 925-621-7458
www.coolsculpting.com

- Zimmer MedizinSystems** 257
25 Mauchly, Suite 300
Irvine, CA 92618
Phone: 800-327-3576
www.zimmerusa.com

- Zwivel** 531
45 Eisenhower, Suite 220
Paramus, NJ 07652
Phone: 844-499-4835
www.zwivel.com

Receptions and the exhibit hall are open to registered physicians, surgical assistants, office personnel and guests. Badges are required for admittance to all events.

THURSDAY - SATURDAY, NOV. 10 – 12

7:15 – 8:30 a.m. Resident/Post-residency Trainee/Young Dermatologic Surgeon Hospitality Suite

Residents, fellows-in-training and young dermatologic surgeons are invited to plan your day and connect with peers while enjoying a light complimentary breakfast.

Graciously supported by Merz North America.



THURSDAY, NOV. 10

11:30 a.m. – 1:30 p.m. Opening of Exhibit Hall and complimentary lunch

All attendees are invited to join us Thursday afternoon for the Exhibit Hall opening and complimentary lunch. While dining during an extended two-hour break, evaluate and compare products and get hands-on experience with the latest technology and advancements in dermatologic surgery.

***11:45 a.m. – 1:15 p.m. Resident Luncheon**

ASDS board members welcome residents to this complimentary resident-only annual luncheon. Advance registration required. Please sign-up via the registration form so we can look forward to welcoming you!

Graciously supported by Merz North America.



5:30 – 7 p.m. Welcome Reception

All registered attendees are invited catch up with colleagues while enjoying hors d'oeuvres and cocktails in the Exhibit Hall. No fee.

Graciously supported by Merz North America.



FRIDAY, NOV. 11

5:30 – 7 p.m. Networking Reception and Silent Auction

Join us for a networking wine and cheese reception in the Exhibit Hall before heading out for a night on the town. The ASDS Silent Auction, which raises money for ASDS educational programs and initiatives, will be held in conjunction with this reception. All registered attendees are invited to this complimentary reception to socialize with colleagues and meet industry personnel to discuss the latest advances in the field. Please also show your support for industry partners and thank our exhibitors for their participation in the meeting.

3 – 7 p.m. Free Photo Friday

ASDS members are invited to get a free professional headshot for their Quest profile, website, social media posts and more. Exhibit Hall. No fee.

***7:15 – 8:15 p.m. Annual Resident Networking Reception**

Enjoy complimentary hors d'oeuvres and cocktails while networking with fellow residents. Advance sign-up is required. Please indicate you're attendance on the registration form.

Graciously supported by La Roche-Posay and SkinCeuticals.



SATURDAY, NOV. 12

***8:45 – 9:30 p.m. Women's Dermatologic Society Luncheon**

This event is open to all women members of the WDS and ASDS. There is a \$25 fee to attend. Please contact the Women's Dermatologic Society at 877-WDS-ROSE or visit womensderm.org to register.

12:30 - 1:30 p.m. Golden Scalpel Knowledge Bowl

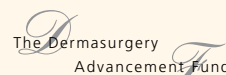
Watch residents battle for supremacy as they test their knowledge of dermatologic surgery! No fee. Residents sign up at asds.net/annualmeeting or email shlavik@asds.net.

5:15 - 6:15 p.m. SkinPAC Reception (invitation-only)

Join ASDS/A President Naomi Lawrence, MD, Federal Affairs Work Group Chair Murad Alam, MD, and SkinPAC Chair Lawrence J. Green, MD, at this SkinPAC event (the American Academy of Dermatology Association's political action committee).

***7 – 11 p.m. Eleventh Annual ASDS Gala Reception, Dinner and Dance
Mardi Gras Masquerade**

All attendees are invited to an evening of camaraderie, entertainment and celebration! The evening will start with a private tour of the world-famous Blaine Kern's Mardi Gras World. You will have an opportunity to get up-close-and-personal with all of the exhibitions. The evening will continue with an elegant dinner and dancing with one of the liveliest bands around. This event supports the ASDS Dermatology Advancement Fund. Advance purchase is strongly encouraged as space is limited to this VIP event.



Please indicate your participation on the registration form. Transportation will be provided.

Matching Funds Supporter:
The Allergan Foundation



Share Annual Meeting photos.

Follow @ASDSmembers and tag us in your ASDS Annual Meeting photos.

#ASDSMeeting16 and #ASDSmembers



*** Indicates sessions that require advance registration and/or additional fee. Events are subject to change based on participation levels.**

HOTEL / MEETING VENUE**Hyatt Regency New Orleans**

601 Loyola Avenue
New Orleans, LA 70113
Hotel Reservations

- Log on to <https://resweb.passkey.com/go/amsoxfordermatologicsurgery>
- Reservations: 888-421-1442 (U.S. or Canada)
- Hotel direct: 504-561-1234

Please identify yourself as attending the ASDS Annual Meeting when making your reservations to receive the ASDS group rate of \$269 standard single/double plus tax.

Make your reservations early. These special group rates will be available only **through Oct. 17** or while room availability lasts. Reservation requests received after Oct. 17 may be subject to higher room rates. ASDS group rates will be available three days prior to the start of the meeting and three days after the meeting ends, based on room availability.

A limited number of Regency Club-level rooms are available for the meeting. Regency Club guests enjoy exclusive access to the hotel's top floor lounge, offering daily meal service, snacks, beverages, and panoramic views of New Orleans. Regency Club rooms are \$319 plus tax per night.

Please refer to asds.net/annualmeeting for information regarding ground transportation and parking in New Orleans.

AIR TRAVEL INFORMATION

ASDS has secured discounts with the following airlines:

United Airlines

www.united.com

- Enter departing and arriving cities and dates.
- Click on "All search options."
- Enter ZWQW154509 in the "Promotions and certificates" box at bottom of the page.

Your discount of up to 5 percent will automatically be calculated.

Delta Airlines

www.delta.com

- Enter departing and arriving cities and dates.
- Click on "Advanced Search."
- Enter NMNFU in the "Meeting Event Code" box.

Your discount of up to 5 percent will automatically be calculated.

Southwest Airlines

<http://www.swabiz.com/flight/search-flight.html?cid=99863746>

- Link automatically takes you to ASDS discounts of up to 10 percent.
- Reservations must be made at least two weeks prior to travel.
- Travel is eligible for Southwest Airlines Rapid Rewards bonus points up to 50 percent.

Power up your office team!

Knowing the delivery of dermatologic surgery patient care is a true team-effort, ASDS encourages attendees' surgical assistants and office staff – and all ADAM members – to attend the ASDS Annual Meeting.

Team members are invited to attend:

- **Comprehensive practice management track** – 17 sessions covering human resource management, patient hospitality, successful practice management, marketing, social media, CPT coding, optimizing an EMR and other hot topics.
- **All non-cosmetic general sessions** – Get inspired with keynotes and learn vital skills such as managing ethnic skin and key anatomy.
- **All non-cosmetic breakout sessions** – Build skills including simple surgical revisions, skin cancer, scar management, nail surgery, advanced closures, flaps and more.
- **Fun social events** – Meet colleagues and exchange ideas while building relationships.
- **Exhibit Hall** – More than 120 companies offering practice solutions.



Register early
as sessions
fill fast!

AS | DS
American Society for
Dermatologic Surgery

Practice management
sessions developed
in part with

A D A M
Association of Dermatology
Administrators & Managers



Innovative Education from ASDS

Only with ASDS can you receive hands-on experience and innovative, effective training specific to dermatologic surgery.

Advanced Injection Techniques: Maximize Safety and Minimize Complications

October 15 – 16, 2016
New York, NY

Course Directors:
Vince Bertucci, MD
Sue Ellen Cox, MD

Learn diverse approaches and techniques used by experience faculty based on different structural tissue layers to improve outcomes while avoiding danger zones. Panfacial volume restoration and shaping; needle vs. cannula techniques; emerging products and off-label usage addressed. Live patient demos illustrate top techniques.



State-of-the-Art Cosmetic and Reconstructive Anatomy Course and Cadaver Lab

December 3 – 4, 2016
Miami, FL

Course Directors:
Stephen H. Mandy, MD
Adam M. Rotunda, MD

Optimize primary and post-reconstructive cosmetic outcomes with this review of advanced techniques that includes a small-group open cadaver lab for personalized instruction in prosection, advanced excision and reconstruction, and innovative injection and cosmetic procedures.



Register today at asds.net/courses or call 847-956-0900.

What's your passion?

Connect with a community of ASDS members on topics and areas relevant to you with **Quest Shared Interest Groups (SIGs)**.

- Develop a support network
- Share pearls and resources
- Discuss the latest research
- Receive feedback on ideas or techniques
- Ask colleagues about practice issues



Quest
ASDS Digital Knowledge Network

Quest is now available for all devices.

Get access instructions at asds.net/Quest.

AS | DS
American Society for
Dermatologic Surgery
EXPERTISE FOR THE *life* OF YOUR SKIN™

Be inspired. Live your passion. Join a SIG today.

A confirmation letter will be mailed to you approximately two weeks after receiving your registration. Please bring this confirmation letter with you to the meeting to help facilitate your on-site registration process.

Note: Breakout sessions and some social functions require additional registration and fee(s).

Save \$80 over the post-meeting price by registering for the “**Best Value**” option.

	Best Value Advance Registration and 2016 Live Learning Library if ordered before Oct. 3	Advance Registration on or before Oct. 3	After Oct. 3 or on-site
ASDS Members	\$878	\$779	\$879
ASDS Life Members	\$278	\$179	\$279
Non-member Dermatologists	\$1,658	\$1,559	\$1,659

This registration category is available to non-member dermatologists who are actively practicing/employed full-time by a medical practice that is focused on dermatologic surgery. Proof of A) board certification from the American Board of Dermatology, the Osteopathic Board of Dermatology, the Royal College of Physicians and Surgeons of Canada or the international equivalent, or B) completion of residency training in an ACGME-approved dermatology residency or fellowship training program must accompany your registration form.

Residents/Post-residency Trainees	\$368	\$269	\$369
--	--------------	--------------	--------------

This registration category is available to physicians who are currently participating in or have graduated in June 2016 from an ACGME-approved dermatology residency program or who are currently participating in a fellowship training program in dermatology, pediatric dermatology, dermatopathology or dermatologic and/or Mohs Micrographic Surgery. Proof of enrollment must accompany your registration form if not already on file with ASDS.

Surgical Assistants / Office Staff / ADAM Members	N/A	\$229	\$329
--	------------	--------------	--------------

This registration category is available to surgical assistants/office staff employed full-time by an ASDS member or non-physician members of the Association of Dermatology Administrators & Managers (ADAM). SA/OS/ADAM registrants may attend non-cosmetic general sessions, and Morning Masters or Targeted Talks marked with the ♦ symbol, the exhibit hall (including lunches) and evening receptions. Proof of employment by a dermatologist must accompany your registration form.

Guests	N/A	\$200	\$300
---------------	------------	--------------	--------------

This registration category is available to accompanying guests (e.g., spouses, companions) of a physician registered for the meeting. It includes admittance to the exhibit hall as well as the receptions. Guest registration does not allow admittance to any of the scientific sessions. Please note only registered guests may attend ASDS Annual Meeting receptions and enter the exhibit hall.

Annual Meeting Recordings – 2016 Live Learning Center
Save on more than 90 hours of captured ASDS Annual Meeting sessions and access them 24/7 by ordering the “Best Value Package” (see registration form).

If purchased after the meeting:

ASDS Members/Residents/Post-residency Trainees/Life	\$179
Non-member Dermatologists	\$229

General Session Attendance
All Annual Meeting general sessions are open to registered physicians, exhibitors and press (badges will be verified) unless marked otherwise. Non-cosmetic and practice management general sessions marked with the ♦ symbol may be attended by Surgical Assistants/Office Staff and ADAM members.

Ticketed Sessions (Morning Masters, Targeted Talks, Patient Demonstrations and Hands-on Workshops)
Morning Masters, Targeted Talks, ticketed Patient Demonstrations and Hands-on Workshops require pre-registration. Only physicians may register for patient demonstrations and hands-on workshops. Surgical assistants, office staff and ADAM members may register for the ticketed sessions marked with the ♦ symbol (non-cosmetic and practice management). Pre-registration is strongly encouraged as seats are limited and some sessions sell out quickly. You will not receive a ticket but will receive confirmation of your selections and their location. Each session will have a room monitor with a list of registered participants; badges will be verified.

Morning Masters **\$60**
Morning Masters are only open to registered physicians unless marked with the ♦ symbol (indicating open to Office Staff, Surgical Assistants and ADAM members). Please use the enclosed registration form to prioritize the Morning Master(s) you prefer to attend on each day.

Targeted Talks **Complimentary**
Targeted Talks are only open to registered physicians unless marked with the ♦ symbol (indicating open to Office Staff, Surgical Assistants and ADAM members). Please use the enclosed registration form to prioritize the Targeted Talk(s) you prefer to attend on each day.

Ticketed Patient Demonstration Sessions, Hands-on Workshops and Special Sessions
Select sessions require an additional fee (see registration form for pricing). These sessions are only open to registered physicians.

REGISTRATION HOURS
If you are attending pre-conference sessions on Wednesday or would like to pick up your Annual Meeting registration materials before the rush, registration will be open in the Elite Ballroom Foyer of the Hyatt Regency New Orleans during the following hours for your convenience:

Wednesday, Nov. 9	8 a.m. – 6 p.m.
Thursday, Nov. 10	6:30 a.m. – 6 p.m.
Friday, Nov. 11	6:30 a.m. – 6 p.m.
Saturday, Nov. 12	6:30 a.m. – 5 p.m.

CANCELLATIONS AND REFUNDS
Registration fees, less a \$100 administration fee, will be refunded upon advance written notice of cancellation that is received at the ASDS office by Oct. 10, 2016. After Oct. 10, there will be no refund of fees for cancellation or lack of attendance for any reason. **Note:** There is no pro-rated fee structure for partial registration, and there are no refunds for ticketed educational sessions or social activities not attended. A \$25 administrative fee will be charged for any individual sessions or functions canceled within two weeks of the meeting due to food and beverage guarantees.

Not an ASDS member?
Join now and save \$780 in registration fees!
Call 847-956-0900 for an application.



2016 ASDS Annual Meeting Registration Form

Register online at asds.net/AnnualMeeting

Complete a separate form for every registrant – Print clearly

Attendee Name _____		ASDS Member ID# _____	
Address NOTE: Exhibitors will receive registrant mailing addresses – you may wish to use your preferred business address rather than your home address.			
City _____	State / Region _____	Postal Code _____	Country _____
Phone (include country code outside U.S.) _____		Mobile (include country code outside U.S.) _____	
Email (for ASDS communication only) _____		Fax (include country code outside U.S.) _____	
Name on Badge _____		<input type="checkbox"/> ADA / SPECIAL ASSISTANCE	

Payment Information (U.S. dollars only)

Full payment in U.S. dollars is due upon application submission. Refunds, less a \$100 administrative fee, will be allowed for cancellations received at ASDS in writing **by Oct. 10**. After that date, no refunds will be permitted.

Subtotal Page 1: \$ _____
Subtotal Page 2: \$ _____
Subtotal Page 3: \$ _____
TOTAL MEETING FEE: \$ _____

By virtue of registration, attendees of the ASDS Annual Meeting agree to abide by the Meeting Policies and Code of Conduct, and that photos taken by ASDS will be utilized in future meeting promotions.

CREDIT CARDS: Fax completed forms to 847-956-0999

Visa
 MasterCard
 American Express
 Discover

Credit Card # _____
 Expiration Date _____ Billing Address ZIP _____
 Authorized Signature _____

CHECKS (Allow 7 additional business days for processing.)

Send checks payable in U.S. dollars to:
 American Society for Dermatologic Surgery
 5550 Meadowbrook Drive, Suite 120
 Rolling Meadows, IL 60008-3805

Meeting Registration Categories and Fees <small>*Select Best Value Package and save \$80 over purchasing Recording Package separately. All Best Value purchasers will be entered into a drawing for a complimentary 2017 ASDS Annual Meeting registration. See special Educational Offerings to purchase after Oct. 3.</small>	*Best Value Advance Reg and AM Recordings	On or Before 10/3/16	After 10/3/16 or Onsite
1) ASDS Members (Including Adjunct)	\$878 <small>16AMBVM</small>	\$779 <small>16AMM</small>	\$879 <small>16AMML</small>
2) Residents / Post-residency Trainees – <small>Graduating resident class of 2016 or after; currently in a clinical or academic fellowship from July 2016 to June 2017 (U.S. & Canada only)</small>	\$368 <small>16AMBVR</small>	\$269 <small>16AMR</small>	\$369 <small>16AMRL</small>
3) ASDS Life Members	\$278 <small>16AMBVLFF</small>	\$179 <small>16AMLF</small>	\$279 <small>16AMLFL</small>
4) Non-member Dermatologists – <small>Refer to the Non-member Eligibility Requirements. Proof of board certification in dermatology must accompany your registration application.</small>	\$1,658 <small>16AMBVN</small>	\$1,559 <small>16AMN</small>	\$1,659 <small>16AMNL</small>
5) Surgical Assistants / Office Staff / ADAM Members <small>Includes admission to exhibit hall, receptions and all non-cosmetic sessions (marked ♦)</small> Employing Dermatologist's Name _____	Not Available	\$229 <small>16AMSA</small>	\$329 <small>16AMSAL</small>
6) Guests (Spouse/Companion) <small>Must be a guest of a registrant in category 1, 2 or 3 above. Includes admission to exhibit hall and receptions; no scientific sessions.</small> Name _____	Not Available	\$200 <small>16AMGST</small>	\$300 <small>16AMGSTL</small>
		Subtotal Page 1 \$	

For questions, please call 847-956-0900 (8:30 a.m. – 5 p.m. CT)



2016 ASDS Annual Meeting Registration Form

Page 2 - **Complete a separate form for every registrant – Print clearly**

Name _____ ID# _____

Targeted Talks Talks marked with ♦ are open to Office Staff, Surgical Assistants and ADAM Members. Pre-registration required to obtain a space.

Wednesday, Nov. 9 • 3 to 4:30 p.m. 16JARS • Journal Article Reviewers' Workshop	Complimentary	Yes No
Thursday, Nov. 10 • 1:30 to 2:45 p.m. MC121 • Practical New Technologies for Managing Skin Cancer ♦ MC122 • Better than Pearls: Reconstructive Diamonds ♦ MC123 • Cosmetic Mega-combinations by the Masters MC124 • Optimizing Your EMR ♦	Complimentary Choice 1 _____ Choice 2 _____	
Friday, Nov. 11 • 8:45 to 10 a.m. MC209 • Patient Hospitality: Make Your Patients Feel at Home and Keep them Coming Back ♦	Complimentary	Yes No
Friday, Nov. 11 • 10:45 to 11:30 a.m. MC213 • Opening Your Virtual Doors: Optimizing Your Digital Medial Footprint ♦	Complimentary	Yes No
Friday, Nov. 11 • 1:30 to 2:45 p.m. MC225 • Hardcore Liposuction MC226 • How I Do It: Second Intention Wound Healing Tips ♦ MC227 • CPT Coding Tips for Dermatologic Surgery ♦ MC228 • Navigating Your Way into Dermatologic Surgery Practice ♦ MC229 • BYOP: Bring Your Own Pearls	Complimentary Choice 1 _____ Choice 2 _____	
Friday, Nov. 11 • 4 to 5:15 p.m. MC245 • Comprehensive Hair Restoration MC246 • Advanced Closures in Daily Practice ♦ MC247 • Horror Stories MC248 • Scar Wars ♦ MC249 • Management of Melanoma and Pigmented Lesions ♦	Complimentary Choice 1 _____ Choice 2 _____	
Saturday, Nov. 12 • 10:20 to 11:25 p.m. MC321 • Case-based Coding and Billing for Skin Cancer ♦ MC322 • How to Get the Best Out of Your Interpolation Flaps ♦ MC323 • Core Curriculum: Peels MC324 • Reconstruction and Anticoagulants ♦ MC325 • Reconstruction of the Eyes, Nose and Ears ♦	Complimentary Choice 1 _____ Choice 2 _____	
Saturday Nov. 12 • 1:45 to 3:15 p.m. MC335 • Natural-looking Results MC336 • High-risk Skin Cancer: Multi-disciplinary Management ♦ MC337 • The V to Y Flap ♦ MC338 • Core Curriculum: Lasers	Complimentary Choice 1 _____ Choice 2 _____	
Saturday Nov. 12 • 3:30 to 5 p.m. MC345 • Blepharoplasty and Brow Lifts for the Dermatologic Surgeon MC346 • PR, Media and Reputation Management ♦ MC347 • The ITMP: International Dermatologic Surgery Scientific Contributions ♦	Complimentary Choice 1 _____ Choice 2 _____	

Social and Networking Events

Thursday, Nov. 10 • 11:45 a.m. to 1:15 p.m. Resident Luncheon (<i>Residents / Post-residency Trainees only</i>) <i>Advance registration required.</i>	Complimentary 16RL	Yes No
Friday, Nov. 11 • 7:15 to 8:15 p.m. Resident Networking Reception (<i>Residents only</i>) <i>Advance registration required.</i> <i>No charge for Physicians; minimal charge for Spouse/Companion</i>	Complimentary 16RD \$25 Spouse / Companion 16RDG	Yes No \$
Saturday, Nov. 12 • 7 to 11 p.m. Eleventh Annual Gala Reception and Dinner <i>Note: Stegman Circle and Sustaining member donors receive two complimentary Gala tickets. Member / guest name provided will be assigned the complimentary tickets unless otherwise specified. Name(s) of person(s) attending:</i> _____	No. of Tickets _____ @ \$145 16GALA Office Use Only: No. Tickets _____ comp 16COMP GALA	\$
Subtotal Page 2		\$



2016 ASDS Annual Meeting Registration Form

Page 3 – Complete a separate form for every registrant – Print clearly

Name: _____ ID# _____

Special Educational Offerings		
Annual Meeting Recordings if ordered after Oct. 3 or On-site <i>Registering before Oct. 3? Recordings are included in Best Value Package – see page 1</i>	ASDS Member \$129 Non-Member \$179	\$
Wednesday, Nov. 9 • 6 to 9 p.m. Pre-conference: ASDS Unplugged – Straight Talk About Devices and More <i>(Dinner included; advance registration required)</i>	\$59 ^{16PC} \$59 Guest ^{16PCG}	\$
Thursday, Nov. 10 • 7:15 to 8:30 a.m. Leading-edge Lasers and Energy-based Technologies <i>(Advance registration required) (Concurrent with Thursday 7:15-8:30 a.m. Morning Masters)</i>	Complimentary ^{16EBS}	Yes No
Friday, Nov. 11 • 11:30 a.m. to 1:15 p.m. Research Luncheon Session and Cutting Edge Research Abstracts: Who are the Experts? A Critical Analysis of the Scientific Literature <i>(Lunch included; advance registration required)</i>	\$25 ^{16RSCHL}	\$
Friday, Nov. 11 • 7:15 to 8:30 a.m. The Cutting Edge in Cosmetic Dermatology: Fundamentals <i>(Concurrent with Friday 7:15-8:30 a.m. Morning Masters)</i>	Complimentary ^{16BC}	Yes No
Pre-conferences, Hands-on Workshops and Patient Demonstrations		
Wednesday, Nov. 9 • 9:30 a.m. to Noon Primer on Anatomy for Injectables, Tumor Excision / Wound Repair and Veins	\$65 ^{16PCANA}	\$
Wednesday, Nov. 9 • 1 to 5 p.m. Hands-on Workshop: Sclerotherapy and Vein Techniques	\$75 ^{16PCWSV}	
Wednesday, Nov. 9 • 1 to 5 p.m. Hands-on Workshop: Tumor Excision / Wound Repair	\$75 ^{16PCWST}	
Wednesday, Nov. 9 • 1 to 5 p.m. Hands-on Workshop: Injectable Techniques	\$75 ^{16PCWSF}	
Thursday, Nov. 10 • 1:30 to 2:45 p.m. Patient Demonstration: Advanced Sclerotherapy and Vein Techniques <i>(Scheduled concurrent with Suture Mini-workshop and Thursday Targeted Talks)</i>	\$75 ^{16PD140}	\$
Thursday, Nov. 10 • 1:30 to 2:45 p.m. Hands-on Mini-workshop: Advanced Suturing Techniques <i>(Scheduled concurrent with Sclerotherapy and Vein Mini-workshop and Thursday Targeted Talks)</i>	\$75 ^{16WS150}	\$
Saturday, Nov. 12 • 3:30 to 5 p.m. Hands-on Mini-workshop: Soft-tissue Filler and Neuromodulator Techniques <i>(Scheduled concurrent with Saturday Targeted Talks MC345-MC347)</i>	\$115 ^{16WS350}	\$
Sunday, Nov. 13 • 8:30 to 11:30 a.m. Hands-on Workshop: Tumor Excision / Wound Repair Techniques	^{16WS410} \$90 Residents/Post-residency Trainees only	\$
Sunday, Nov. 13 • 7:30 to 11:30 a.m. Hands-on Workshop: Advanced Cardiac Life Support Renewal Course	^{16WS402} \$229 Member / Resident ^{16WS402N} \$299 Non-member	\$
Morning Masters Ticket required; Morning Masters marked with ♦ are open to Office Staff, Surgical Assistants and ADAM members		
Thursday, Nov. 10 • 7:15 to 8:30 a.m. AB101 • Advanced Nail Surgery Videos ♦ AB102 • Techniques for Flap Success ♦ AB103 • The Art of the Cosmetic Consultation in Every Type of Practice AB104 • Clinical Pathologic Correlation of Skin Cancer Treatment ♦ AB105 • Does Size Matter? Small vs. Mega Group Practices ♦ AB106 • Minimizing Cosmetic Complications: Injectables AB107 • Simple Surgical Revisions ♦ AB108 • Non-melanoma Tumor Board: Aggressive and Metastatic Skin Cancers ♦	\$60 Choice 1 _____ Choice 2 _____	\$
Friday, Nov. 11 • 7:15 to 8:30 a.m. AB201 • Making Surgical Complications Less Complicated ♦ AB202 • About Face: Advanced Shaping with Videos AB203 • Master Reconstruction of the Nose and Lip ♦ AB204 • Tips and Tricks to Stop the Bleeding ♦ AB205 • Human Resource Management for the Successful Dermatology Practice ♦	\$60 Choice 1 _____ Choice 2 _____	\$
Saturday, Nov. 12 • 7:15 to 8:30 a.m. AB301 • Literature Review of Management of Skin Cancers ♦ AB302 • Core Curriculum: Neuromodulators AB303 • Back to the Bilobed ♦ AB304 • Managing Ethnic Skin, Melasma and Dyschromia ♦ AB305 • Menaissance: Unique Aspects of Treatment of the Male	\$60 Choice 1 _____ Choice 2 _____	\$
Subtotal Page 3		\$
TOTAL MEETING FEE		\$

STRENGTHEN YOUR EXPERTISE

ASDS Live Learning Center

Get 24/7 access to expert advice from ASDS Annual Meeting educational sessions covering the breadth of cosmetic, Mohs and general dermatologic surgery.

Experts in Action: Fillers & Neuromodulators DVD

Learn expert strategies as they demonstrate the latest techniques for facial volumizing – including the mid- and upper-face; treating glabellar regions, periorbital area, pre-jowl sulcus, perioral area and lip; revitalizing the neck; and filling aging hands.

The Art and Science of Fillers and Injectables: Best of the Best DVD

Get a close-up view as experts demonstrate their approaches to the glabellar region, the periorbital area, nasolabial folds, lips, cheeks, the zygomatic arch, marionette lines and pre-jowl sulcus.

State-of-the-Art Cosmetic and Reconstructive Anatomy and Cadaver Laboratory DVD

Review anatomy, learn how it affects procedures and master key techniques in panfacial volume restoration, facelifts and cosmetic blepharoplasty.

Primer in Dermatologic Surgery: A Study Companion 2nd Edition

A quick reference for rapid review in dermatologic surgery, this title concisely presents essential knowledge needed for certification.

Laser, Energy and Aesthetic Devices Primer

This practical reference summarizes management protocols and treatment regimens for ablative lasers, non-ablative lasers, light therapies and other technologies.

STAND OUT FROM THE COMPETITION

ASDS Membership Plaques


Confirm your dedication to the highest standards of patient care and excellence in dermatologic surgery by displaying your ASDS Membership Plaques in every exam room.

ASDS Lab Coats

By Doc's Duds — These lab coats feature sophisticated styling and impeccable construction in a high-tech stain-release fabric that is lightweight, breathable and wrinkle resistant. Just the right amount of stretch maximizes comfort.

ASDS Branding Campaign Materials


Promote your practice with customized products including trifold brochures, patient newsletters, fliers, member certificates, posters, postcards, invoice slips, tabletop signs, window clings and additional Referring Physician's Toolkits. asds.net/branding



INCREASE OFFICE EFFICIENCY

Starting a Successful Dermatologic Surgery Practice

This preparatory guide provides key items to consider along with helpful tips for choosing a work environment, selecting staff, deciding what services to provide and devices are needed, creating consent and documentation and marketing.



Building Your Dermatologic Surgery Practice

Covering every aspect of a practice – from managing staff, patients and the office to building a brand image, traffic and referrals – this comprehensive resource provides essential practical advice.

Photographic Standards in Dermatologic Surgery

This 24" x 36" poster includes recommended patient poses, positioning and framing that can be consulted during patient photo sessions.



Credit Card Processing Service

By TransFirst Payment Solutions

— With one statement, one settlement and one point of contact, TransFirst helps speed up and simplify payment management (and lower costs) for Visa, MasterCard, Discover, American Express and PayPal.

- Ryan W. Ahern, MD 24
Murad Alam, MD 32, 35
Macrene Alexiades-Armenakas, MD, PhD 25, 30
Tina S. Alster, MD 20, 23
Chytra V. Anand, MD 20, 21, 34
Nicole M. Annest, MD 21
Sarah T. Arron, MD, PhD 23, 32
Marc R. Avram, MD 28
Mathew M. Avram, MD, JD 20, 33
Robert M. Bacigalupi, MD 23
Kristin M. Baird, MD 35
Anna A. Bar, MD 22, 28, 33
R. Sonia Batra, MD, MPH 35
Leslie Baumann, MD 30
Rebecca D. Baxt, MD 28
David S. Becker, MD 26
Ramona Behshad, MD 32, 35
Katie Beleznay, MD, FRCPC 29
Anthony V. Benedetto, DO 34
Richard G. Bennett, MD 27
Jacqueline G. Berliner, MD 32
Eric F. Bernstein, MD 32, 33
Diane S. Berson, MD 20, 23, 30
Vince Bertucci, MD, FRCPC 20, 23, 25, 33
David Beynet, MD 19, 24
Ashish Bhatia, MD 32, 35
Brian S. Biesman, MD 27, 32
Elizabeth M. Billingsley, MD 21
Travis W. Blalock, MD 23
Bradley S. Bloom, MD 21, 23
Jeremy S. Bordeaux, MD, MPH 26, 21, 23
Gary J. Brauner, MD 33
Andre Vieira Braz, MD 20, 34
Gabi Brockelsby 27
David G. Brodland, MD 23, 25, 26
Harold J. Brody, MD 31
Mariah R. Brown, MD 19, 24, 31
Suzanne Bruce, MD 22, 29
Vivian W. Bucay, MD 23, 29
Cheryl M. Burgess, MD 29, 30
Kimberly J. Butterwick, MD 31
Wayne D. Carey, MD 34
David R. Carr, MD 31, 32
Alastair Carruthers, FRCPC 19, 29, 34
Jean D. Carruthers, MD 19, 23, 28, 30, 33
Todd V. Cartee, MD 19, 23, 25
John A. Carucci, MD, PhD 24, 32
Daniel Cassuto, MD 34
Anne M. Chapas, MD 32
Cameron Chesnut, MD 35
Suneel Chilukuri, MD 33, 35, 35
Stacy Chimento, MD 27
Lisa K. Chipps, MD, MS 35
Annie Chiu, MD 35
Mary M. Christian-Reed, MD 27
Gary S. Chuang, MD 24
Joel L. Cohen, MD 21, 32
Brett M. Coldiron, MD 26
Kyle Coleman, MD 19, 35
William P. Coleman III, MD 19, 26, 27
Jody A. Comstock, MD 25, 28
Karen Cook, RN 26
Nicole Cote, MD 21
M. Laurin Council, MD 34, 35
Sue Ellen Cox, MD 20, 22, 27
Miriam P. Cummings, MD 34
Natalie M. Curcio, MD, MPH 35
Doris J. Day, MD 22
Amy Derick, MD 32
Heidi B. Donnelly, MD 24
Lisa M. Donofrio, MD 30, 35
Emily Dougherty 33
Jeffrey S. Dover, MD, FRCPC 25
Jeanine B. Downie, MD 28, 31
Susan E. Dozier, MD 27
Michael E. Eidelman, MD 29
Daniel B. Eisen, MD 28
Jason J. Emer, MD 35
Jeremy R. Etzkorn, MD 19, 29, 35
Sabrina G. Fabi, MD 23, 27
Steven Fagien, MD 33, 34
Patricia Farris, MD 30
Lawrence M. Field, MD 33
Edgar F. Fincher, MD, PhD 22
Emily J. Fisher, MD 29
Rebecca Fitzgerald, MD 30, 34
Timothy C. Flynn, MD 22, 35
K. Wade Foster, MD 27
Philip A. Friedlander, MD 21, 27, 28
Daniel P. Friedmann, MD 19
Algin B. Garrett, MD 19
Ellen C. Gendler, MD 26, 27
Rosalyn George, MD 35
Pedram Gerami, MD 35
Marguerite A. Germain, MD 20, 25, 31
Roy G. Geronemus, MD 21, 33
Sahar Foad Ghannam, MD 34
Nima Gharavi, MD, PhD 19
Hayes B. Gladstone, MD 22, 31, 35
Dee Anna Glaser, MD 19, 33
Mona A. Gohara, MD 33
Michael H. Gold, MD 30, 32
David J. Goldberg, MD, JD 26, 32
Leonard H. Goldberg, MD 26
Glenn D. Goldman, MD 31, 32, 33
Mitchel P. Goldman, MD 22, 24, 33
Gregory J. Goodman, MD 23, 33, 34
DeEtta M. Gray, MD 35
Joseph F. Greco, MD 24
Jeremy B. Green, MD 27
Steven S. Greenbaum, MD 19
H. L. Greenberg, MD 35
Roy C. Grekin, MD 28
Pearl E. Grimes, MD 29, 31
Elizabeth K. Hale, MD 25, 26
Tiffani K. Hamilton, MD 25
Allison M. Hanlon, MD, PhD 35
Christopher B. Harmon, MD 25, 32
Ali Hendi, MD 25
Michelle F. Henry, MD 29, 34
Jennifer L. Herrmann, MD 27
H. William Higgins, II, MD, MBA 22
Deirdre O'Boyle Hooper, MD 35
Whitney W. Hovenic, MD, MPH 25
George J. Hruza, MD, MBA 26, 27, 31
Jeffrey T.S. Hsu, MD 35
Jenny Hu, MD, MPH 24
Shannon Humphrey, MD, FRCPC 30, 32
Eva A. Hurst, MD 25, 35
Omar A. Ibrahim, MD, PhD 26, 31
Brooke A. Jackson, MD 21
Sarah C. Jackson, MD 35
Carolyn I. Jacob, MD 34
Ben Jaffe 22
Jared R. Jagdeo, MD, MS 32
S. Brian Jiang, MD 22, 24, 26
Derek H. Jones, MD 23
Michael S. Kaminer, MD 31, 34
Michael A. Kane, MD 30, 33
Julie K. Karen, MD 21, 32
Bruce E. Katz, MD 35
Andrew J. Kaufman, MD 24
Arielle N.B. Kauvar, MD 21, 33
Terrence Keaney, MD 29
Suzanne L. Kilmer, MD 22, 33, 33, 32
Brett King, MD, PhD 28
Jeffrey A. Klein, MD, MPH 27
Iren Kossintseva, MD 31, 33
David Kouba, MD 27
Nirusha Lachman, PhD 35
Marina Landau, MD 34
Gary Lask, MD 21, 32
David A. Laub, MD 22, 29, 33
Naomi Lawrence, MD 22, 22, 26, 35
Keith G. LeBlanc, Jr., MD 22, 25
Erica H. Lee, MD 28
M. Christine Lee, MD, MPH 26
Patrick K. Lee, MD 19, 24
Melissa Kanchanapoomi Levin, MD 21, 23, 35
Wendy Lewis 33
Vanessa C. Lichon, MD 35
Marie C. Lum, MBA 26
Mary P. Lupo, MD 20, 35
Ian A. Maher, MD 19, 24, 29
Matthew J. Mahlberg, MD 24, 25, 28
Stephen H. Mandy, MD 30
Margaret W. Mann, MD 19, 23, 32
Kavita Mariwalla, MD 27, 29
Orit Markowitz, MD 35
Ellen S. Marmur, MD 22, 26, 29, 33
Guy G. Massry, MD 34
Seth L. Matarasso, MD 25, 33
Michael R. Migden, MD 35
Alexander Miller, MD 27, 31
Lee M. Miller, MD 23
Vineet Mishra, MD 19, 23
Gary D. Monheit, MD 22, 25, 27
Rachael Moore, MD 24
Greg S. Morganroth, MD 21, 26, 28
J. Suzanne Mosher, MD 21
Ronald L. Moy, MD 27, 33
Andrea Tesvich Murina, MD 29
Walter Nahm, MD, PhD 27
Rhoda S. Narins, MD 19, 22
Vic A. Narurkar, MD 20, 31
Victor A. Neel, MD, PhD 27
Mark S. Nestor, MD, PhD 22
Suzan Obagi, MD 34
Suzanne Olbricht, MD 29, 33
Arisa E. Ortiz, MD 20, 21, 24
David M. Ozog, MD 26, 34
Melanie Palm, MD, MBA 19, 22, 27, 35
Anisha Patel, MD 21
Jennifer Peterson, MD 27
Randi Pintens 25
Kristel Polder, MD 27, 34
Dennis A. Porto, MD 35
Rachel N. Pritzker, MD 27
Zakia Rahman, MD 35
Kelley P. Redbord, MD 33
Christie G. Regula, MD 35
Jennifer L. Reichel, MD 35
Darrell S. Rigel, MD 26
Carina Rizzo, MD 31
Wendy E. Roberts, MD 20, 29
Deanne Robinson, MD 19, 27
Howard Rogers, MD, PhD 27
Thomas E. Rohrer, MD 24, 26, 27
Kristine A. Romine, MD 34
E. Victor Ross, MD 20, 27, 32, 35
Anthony M. Rossi, MD 22, 27, 29
Steven M. Rotter, MD 33
Adam M. Rotunda, MD 22
Peter P. Rullan, MD 31
Neil S. Sadick, MD 31, 35
Nazanin A. Saedi, MD 28
Faramarz Samie, MD 21
Joel Schlessinger, MD 34
Julie Schott 33
Roberta D. Sengelmann, MD 32, 35
Neil A. Shah, MD 27
Ava T. Shamban, MD 22, 32, 33
Ikue Shimizu, MD 21
Angela Short, MHA, CPCO, CPC-D 25
Peter R. Shumaker, MD 28
Maral Kibarian Skelsey, MD 21, 35
Joseph Sobanko, MD 21, 23, 35
Nowell J. Solish, MD 33
Seaver Soon, MD 21
William Stebbins, MD 33, 35
Dana Stern, MD 21
Lori D. Stetler, MD 21, 25
Hema Sundaram, MD 25, 34
Atchima Suwanchinda, MD 34
Michael H. Swann, MD 31
Jonathan M. Sykes, MD 34
Elizabeth Tanzi, MD 21, 22
Amy F. Taub, MD 30
Mark B. Taylor, MD 27, 34
Ruth E. Tedaldi, MD 30
Craig F. Teller, MD 34
Valencia D. Thomas, MD 21
Reinaldo Tovo, MD 21
Christie R. Travelute, MD 25
Maria M. Tsoukas, MD, PhD 25
Rebecca C. Tung, MD 35
Travis W. Vandergriff, MD 35
Robert Verdier 21
Allison Vidimos, MD 21, 23
Danny Vleggaar, MD 34
Jill S. Waibel, MD 21, 23, 28
Abigail Waldman, MD 24
Heidi A. Waldorf, MD 32
Susan H. Weinkle, MD 27
Margaret A. Weiss, MD 26
Robert A. Weiss, MD 24, 31, 32, 34
Kathleen M. Welsh, MD 20, 21, 31
Wm. Philip Werschler, MD 35
Andrea Willey, MD 31, 33
Julie Woodward, MD 34
Ashley Wysong, MD 19, 24, 25, 35
Priya Zeikus, MD 33
Brian D. Zelickson, MD 32
Sabine Zenker, MD 26, 34
David M. Zloty, MD 21, 23
Fiona Zwald, MD 21



COSMETIC AND RECONSTRUCTIVE EXPERTISE
FOR YOUR *skin health and beauty*SM

A journey to excellence. It starts with you.

FIVE WAYS TO GIVE

1. Powering new frontiers

Make an impact on the future of dermatologic surgery by joining the Stegman Circle. Named after legendary dermatologic surgeon Samuel J. Stegman, MD, members at this prestigious level of giving help fund ASDS goals.

2. There's a legend in all of us

Leave a lasting legacy and inspire others by remembering DSAF in your will or estate plans. Your Planned Gift can provide financial and tax benefits while ensuring DSAF has resources for the future.

3. Remember someone special

Celebrate a colleague, family member or friend's life, achievements or milestones with a Tribute Donation that helps DSAF carry out its mission.

4. Pay it forward

Lend a helping hand with the Make a Difference in a Resident's Life Scholarship Fund and provide residents with advanced training at ASDS educational programs.

5. Keep the legacy of Fredric S. Brandt, MD, alive

Support cosmetic dermatologic surgery research with gifts to the Fredric S. Brandt, MD, Memorial Research Fund.

Every day, ASDS members are expanding the boundaries of what's possible – through new innovations; safer and more effective procedures; and programs developed to improve patient care. One driving force behind these advances: ASDS members who make more possible today through contributions to the Dermatology Advancement Fund (DSAF).

Make a difference with DSAF. Every contribution plays an important role in advancing the profession.

Donate today by contacting Tara Azzano, Director of Development and Industry Relations, at 847-956-9128 or tazzano@asds.net.

The Dermatology
Advancement Fund

Inspired by you.



NORTH AMERICA
Experience better.

MERZ AESTHETICS™

Device | Injectables | Skincare

You're listening to patients. We're listening to you.

Now we're introducing an expanded suite of products, procedures and support to help you address a full range of patient and practice needs for the face, neck, décolletage, hands and more.

Learn more at merzusa.com